

POST NOMINATION OPINION POLL REPORT

*“Assessing the opinions and
perceptions of voting-age Ugandans on
the 2016 general elections”*

RESEARCH WORLD INTERNATIONAL LTD

P.O. BOX 34148, KAMPALA, UGANDA.

January – 2016

Background Information to the 2015 Opinion Poll

- NTV Uganda & Uganda Governance Monitoring platform partnered with RWI to conduct a national representative public opinion poll with the aim of assessing the opinions and perceptions of voting-age Ugandans on the 2016 general elections.
- Field work was conducted between-19th December 2015 – 10th January 2016.
- Field work was done in 89 districts with a total sample of 2,685 of registered voters of 18 Yrs and above.
- Results are given with a +/-5% margin of error at a 95% confidence level
- The report provides for regional, age group specific, gender, and in some cases political affiliations.
- The report therefore represents opinions of between 19th December 2015 – 10th January 2016 when the field work was conducted.
- Further analysis by religion, ethnicity can be requested from the RWI team

Methodological Challenges in Conducting opinion polls

- From our experience, we realize that the process of opinion polling often appears mysterious, particularly to those who don't see how the views of few people can represent those of hundreds of millions. ...Many people would ask;
 - *How the poll results can differ so much from their own personal impressions of what people think;*
 - *Ask how the poll star (RWI) selects people for inclusion in its polls; and*
 - *To find out why they have never been interviewed.*
- The public's questions indicate a sincere desire to find out more about how polling is conducted, which becomes a vital area for consideration at the point of dissemination of results to enhance understanding and believability. This shows that the process of conducting the polls is as good as the results themselves.



The Strategic Purpose of the 2015 Opinion Poll

- The strategic purpose of the survey was to understand public opinions and perceptions on 2016 general election with the purpose of directing public debates about the general elections.



Description of Methodology

- RWI designed and implemented a quantitative national public opinion survey with both open and closed end questions to measure public perceptions and opinions.
- In developing the methodological strategies, we drew upon a number of existing sources such as governance and social surveys, in particular gallop, Afro barometer, Pew Global Attitudes Project, and the World Values Survey, as our reference points.
- For this opinion polling, we used the parish as the sampling point, or the smallest cell for data collection. In each parish/division no more than 15 respondents were interviewed and this allowed us to spread and disperse the sample over 89 districts.



Sampling Processes

- RWI applied a probability sampling which is by any standard regarded as the fundamental basis for all survey research of this nature.
- The fundamental goal of our surveys was to come up with the same results that would have been obtained had every member of a population of 18+ been interviewed.
- The key used to reach this objective was a fundamental principle called equal probability of selection, which gave every member of a population an equal – or in some instances a known -- probability of being selected in a sample, making the sample representative of the population.



Selection of the Household

- 🌐 A household is defined as a group of persons who live together in the same homestead/compound but not necessarily in the same dwelling unit, have common housekeeping arrangements, share the same household head, and regularly share meals together
- 🌐 The random start method was adopted during selection of households. A fixed landmark within the boundaries of the selected ward (such as a school or church) and (following the left hand rule) proceed to the starting household which is determined by the date of interview.
- 🌐 The number of sampling points to be surveyed in each region was determined by the sample size allocated to that region, which was allocated on the basis of proportionate to population size (PPS).

Selection of the Respondents

- 🌐 At the household, the respondent to be interviewed was selected using the Kish Grid. All members of the household aged 18 and over were listed in the household schedule on the KISH GRID.
- 🌐 Following a successful interview at the household, the enumerator skipped four houses and selected the fifth(households).
- 🌐 If the selected respondent was not at home, the enumerator made 2 call backs in a span of two days and a follow up to a place of work for those whose households had been selected but not at home. This was the case with Kampala where most interviews were done on the weekends and evenings.

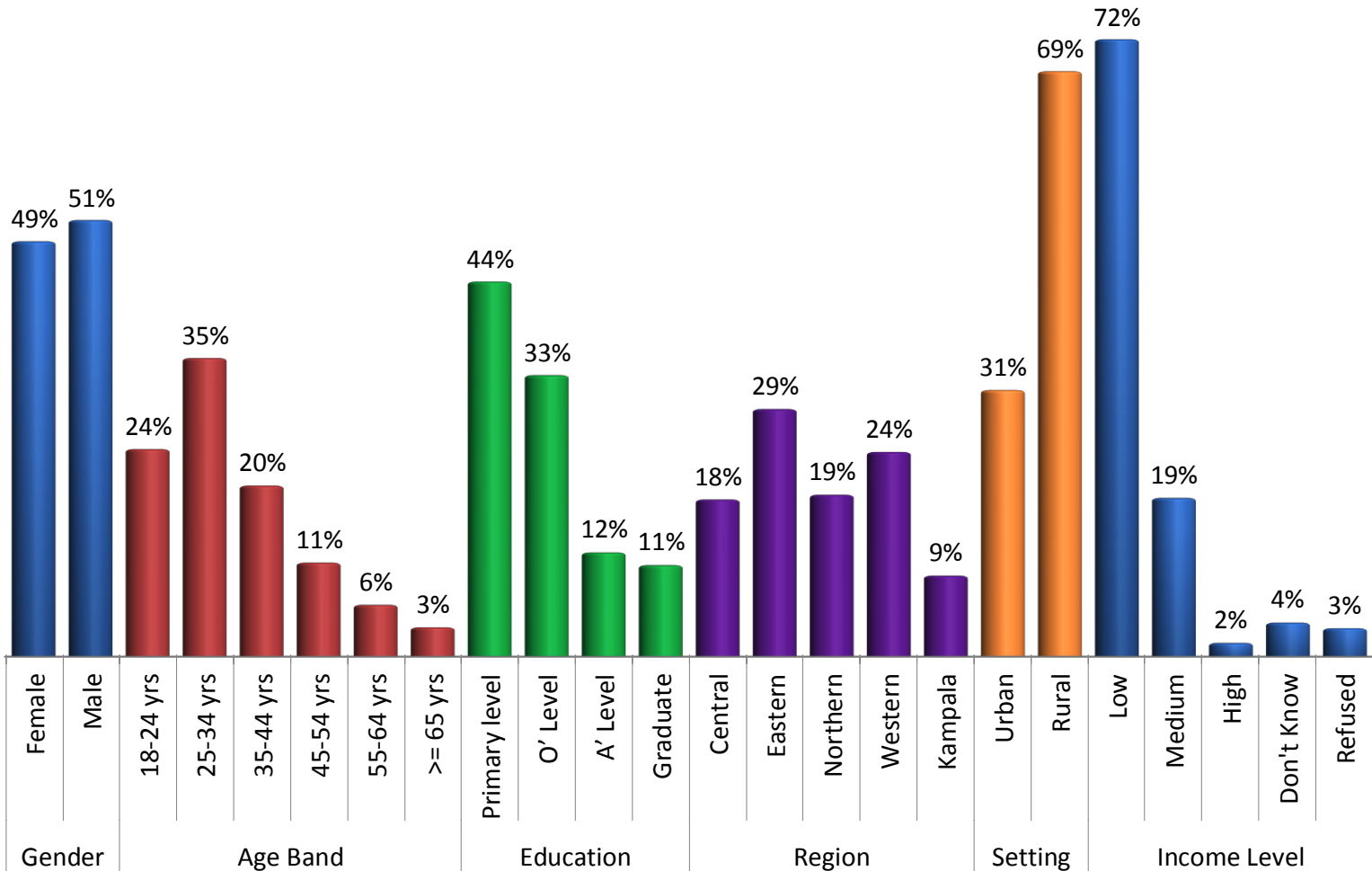


DEMOGRAPHICS

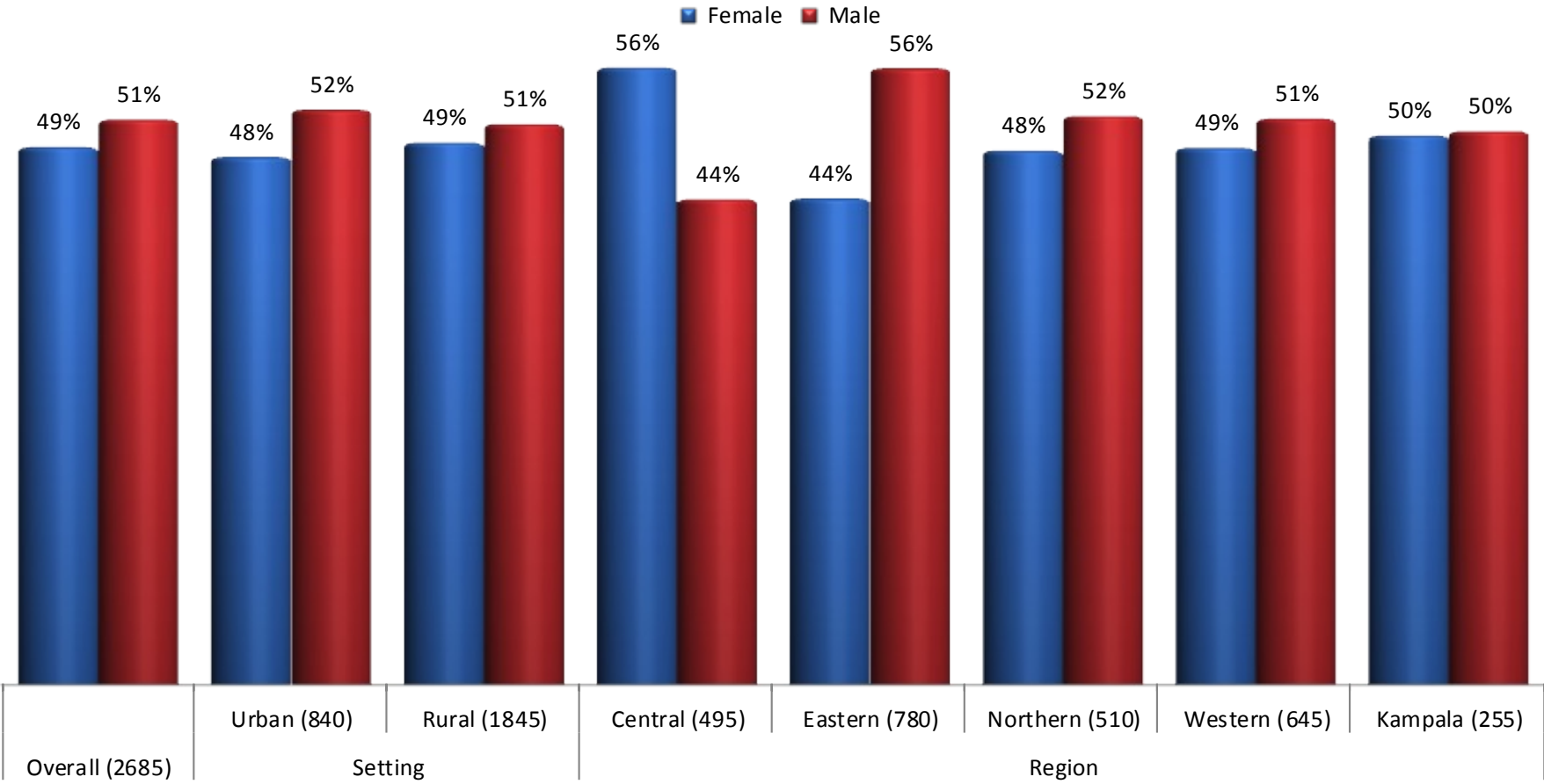


Demographics

Base (2685)

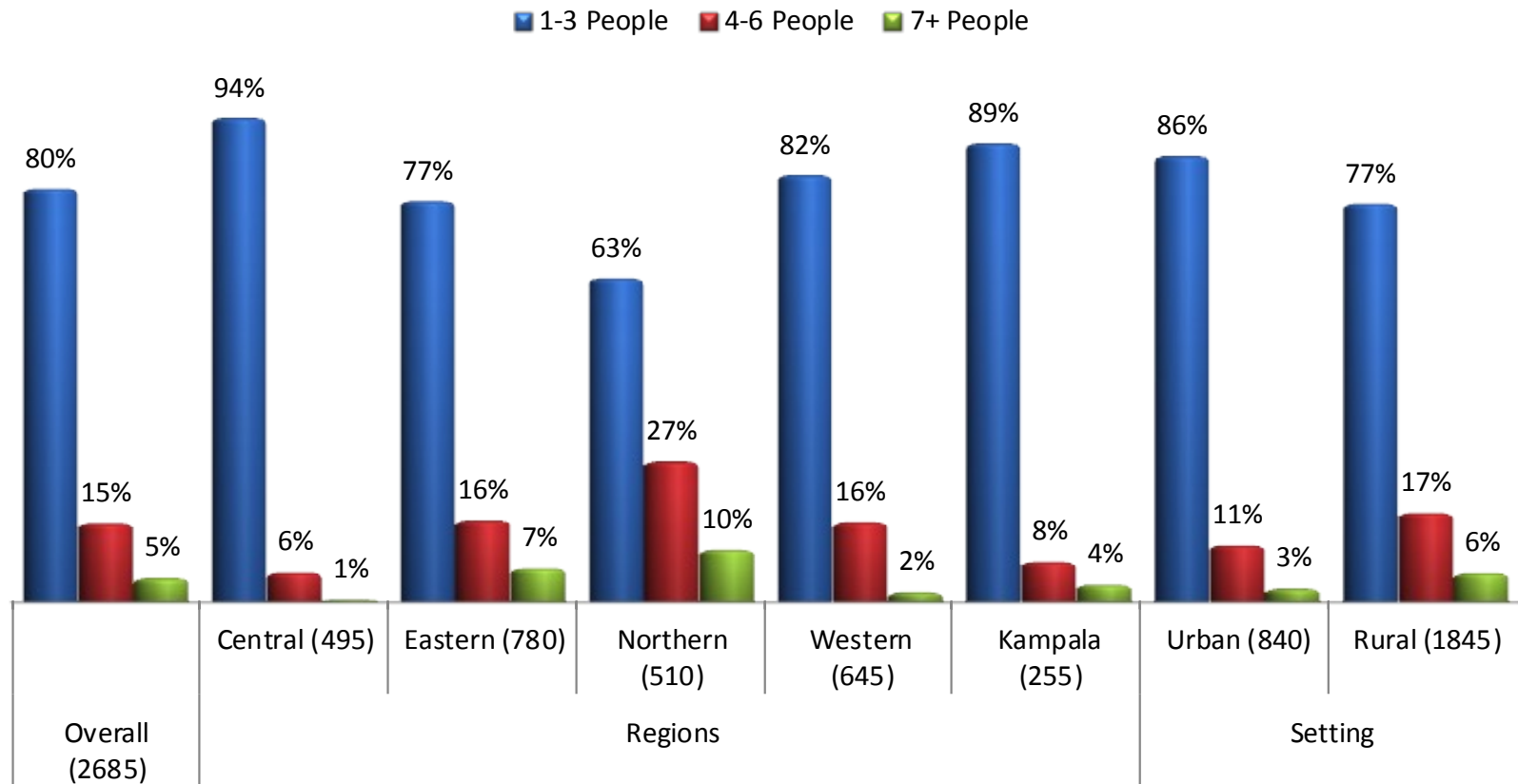


Gender compositions



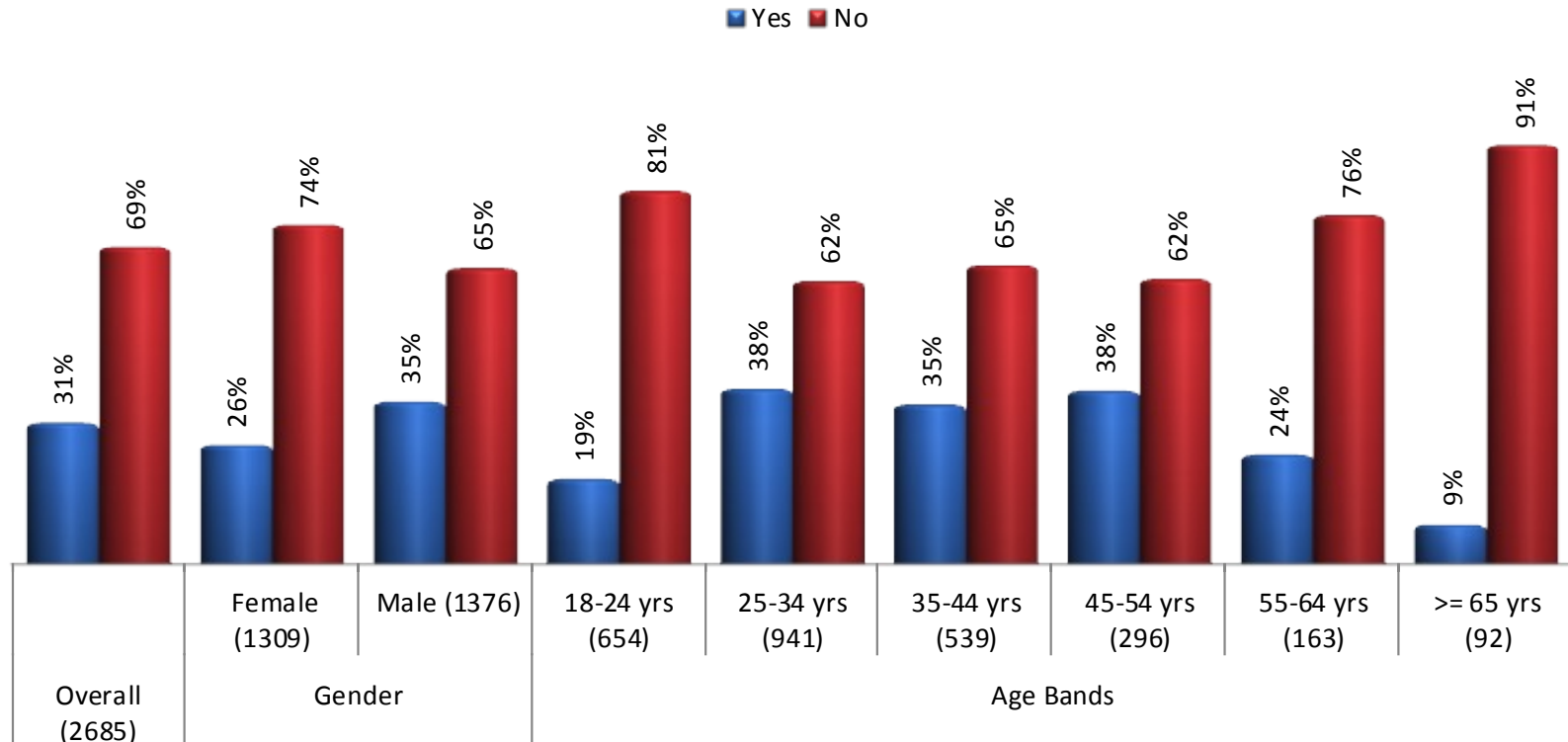
Average number of voters per household

How many registered voters live in your household?



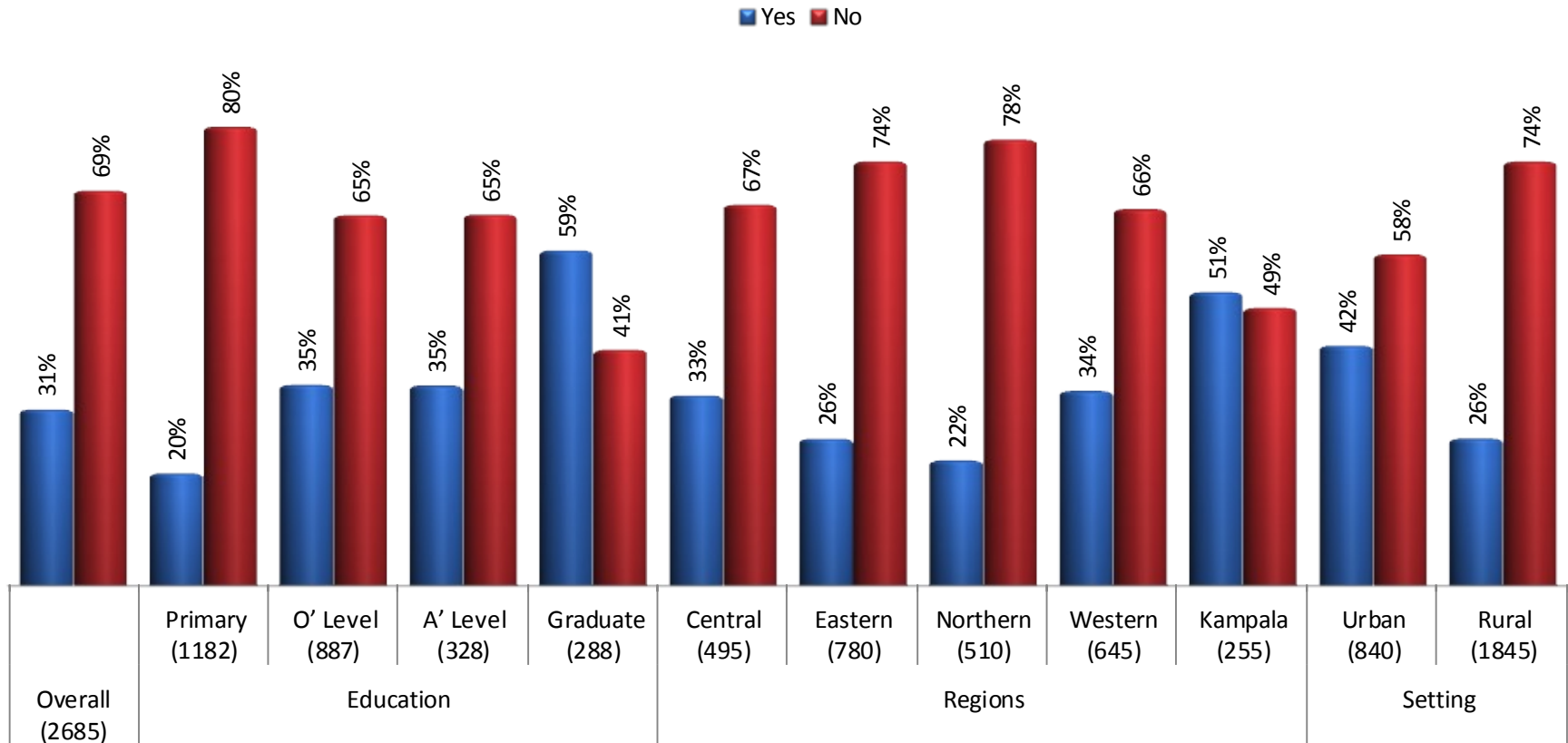
Employment status of voters

Are you formally employed?



Employment status of voters cont'd...

Are you formally employed?



Average combined monthly incomes of the Ugandan voters

Which of the following categories best corresponds to the average combined monthly income of your household?

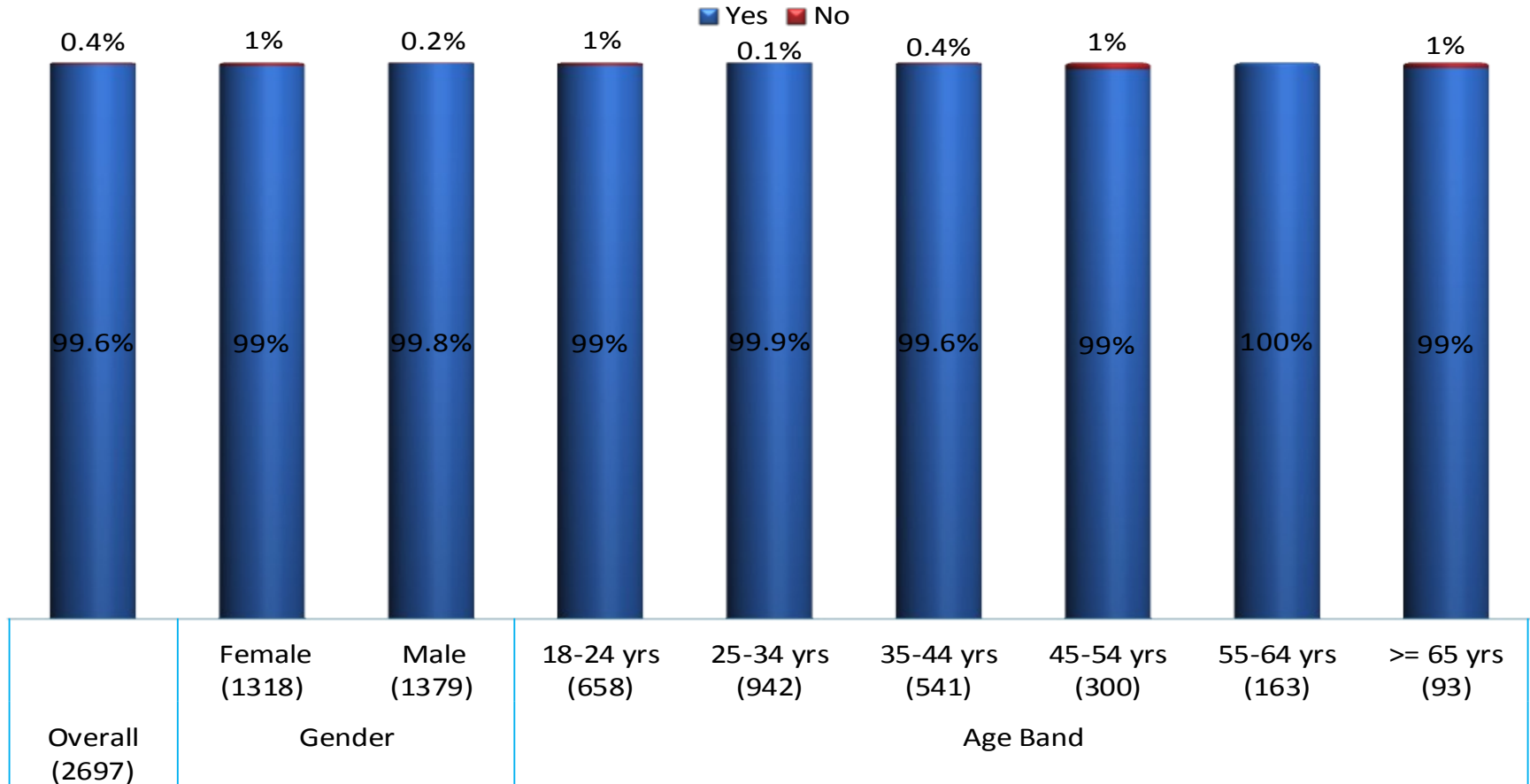
	Overall	Gender		Age Bands					
		Female	Male	18-24 yrs	25-34 yrs	35-44 yrs	45-54 yrs	55-64 yrs	>= 65 yrs
Base	2685	1309	1376	654	941	539	296	163	92
Less than 100,000 UGX	42%	46%	39%	48%	37%	36%	42%	55%	64%
100,000 – 300,000 UGX	30%	30%	30%	31%	32%	34%	25%	20%	22%
301,000 - 1,500,000 UGX	16%	13%	18%	11%	18%	19%	21%	12%	5%
1,501,000 – 3,000,000 UGX	3%	2%	4%	2%	3%	3%	3%	6%	2%
3,001,000 – 9,000,000 UGX	1%	1%	2%	1%	1%	2%	1%	2%	1%
Over 9,000,000 UGX	0.2%	-	0.4%		0.1%	0.6%	0.3%	-	-
Not sure/Don't know	4%	4%	4%	4%	5%	3%	3%	4%	3%
Refused	3%	3%	3%	3%	4%	3%	3%	1%	2%

CIVIC DUTIES / RIGHTS



Registration for National Identification

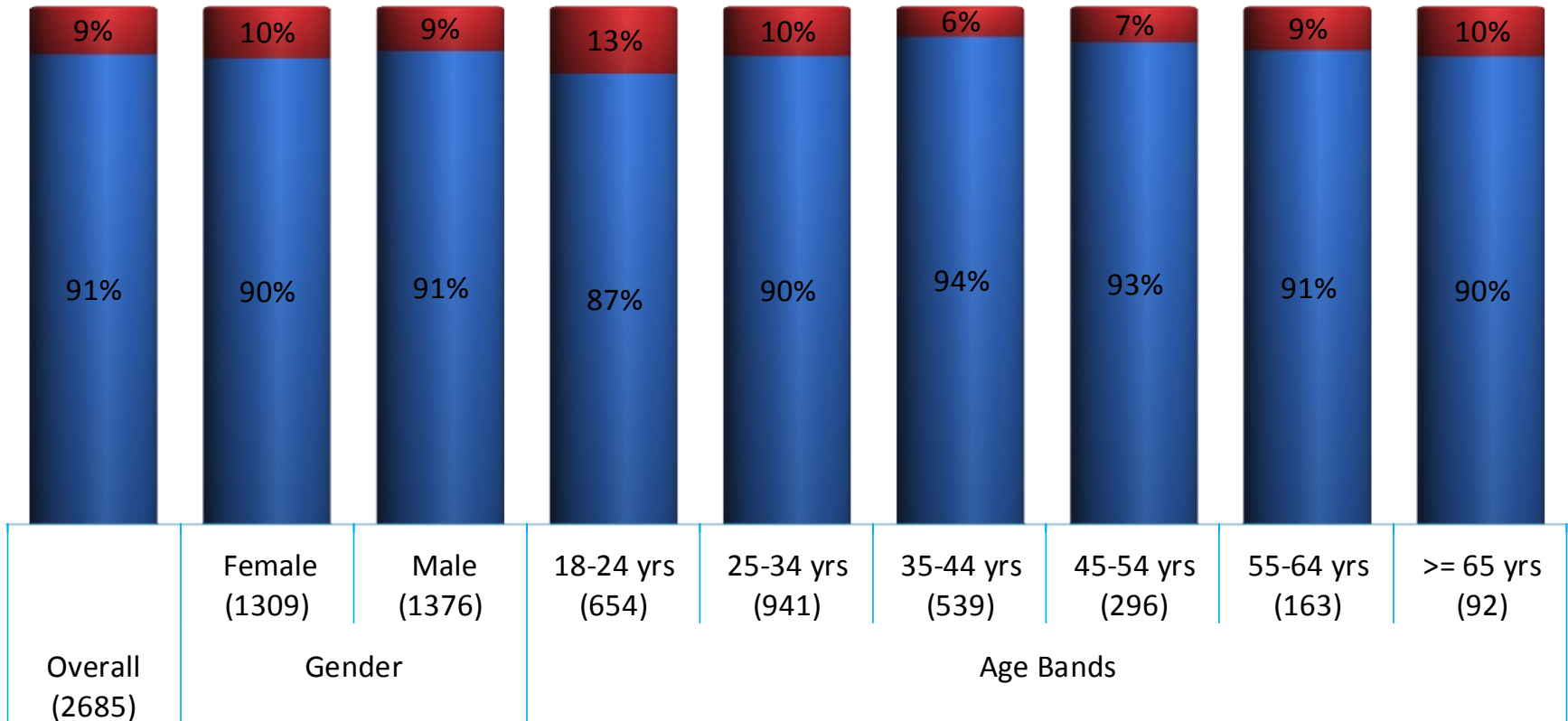
Did you register for National Identity Card?



Collection of National Identification Cards

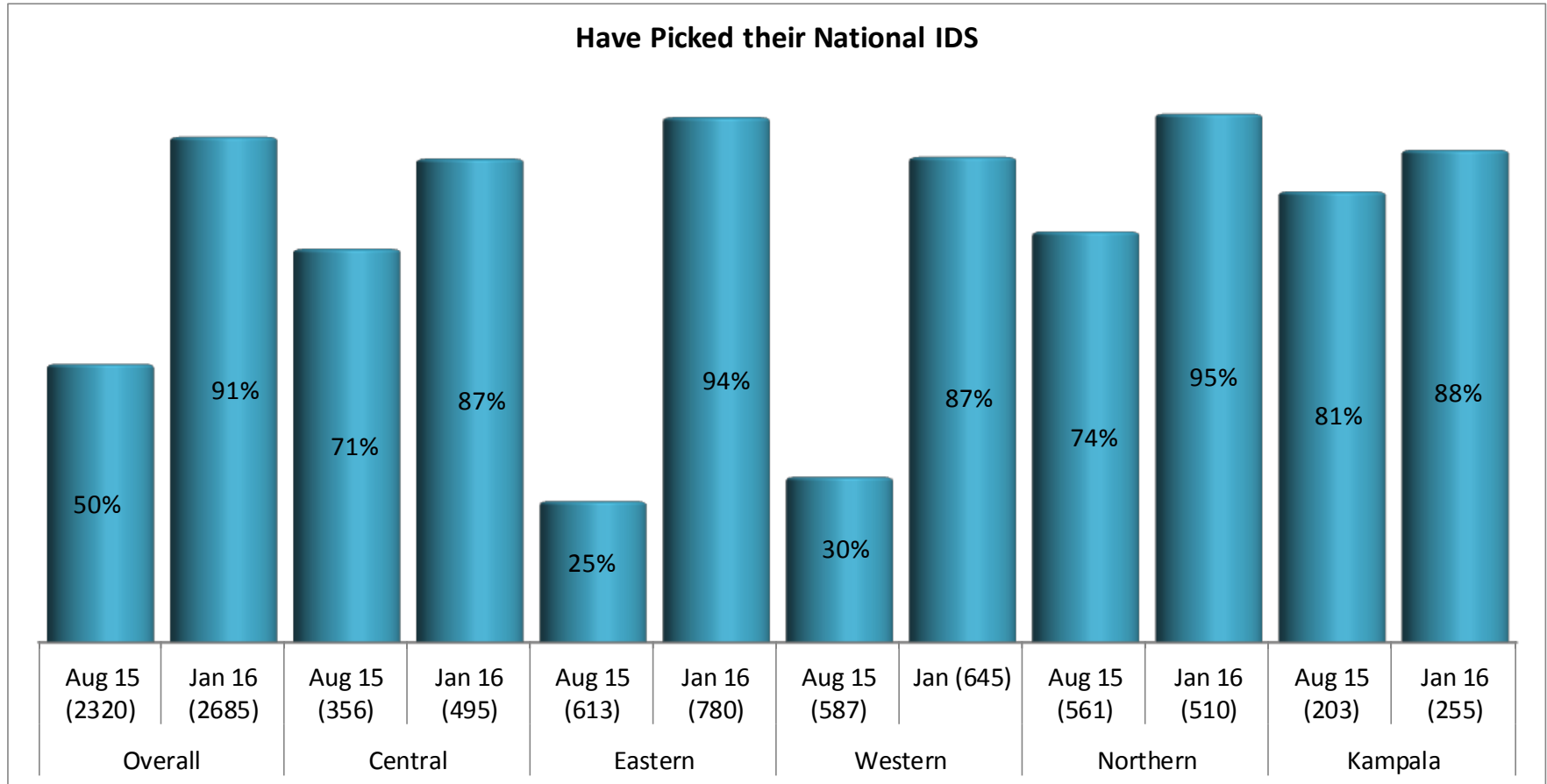
Have you picked up your National ID?

■ Yes ■ No



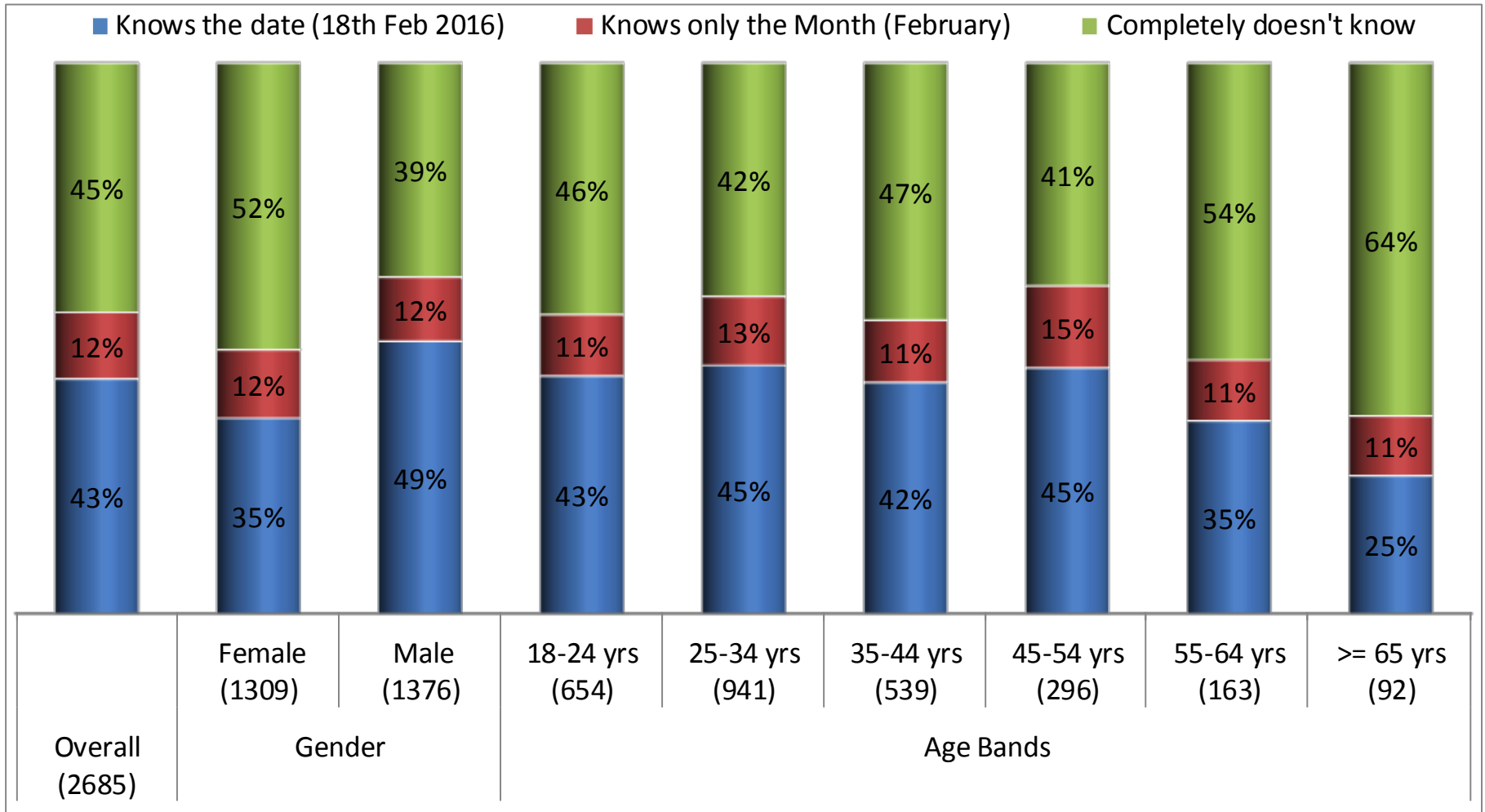
Comparison of August 2015 Poll and Jan 2016 Poll about collection of IDS

Have you picked up your National ID?



Presidential Elections Date

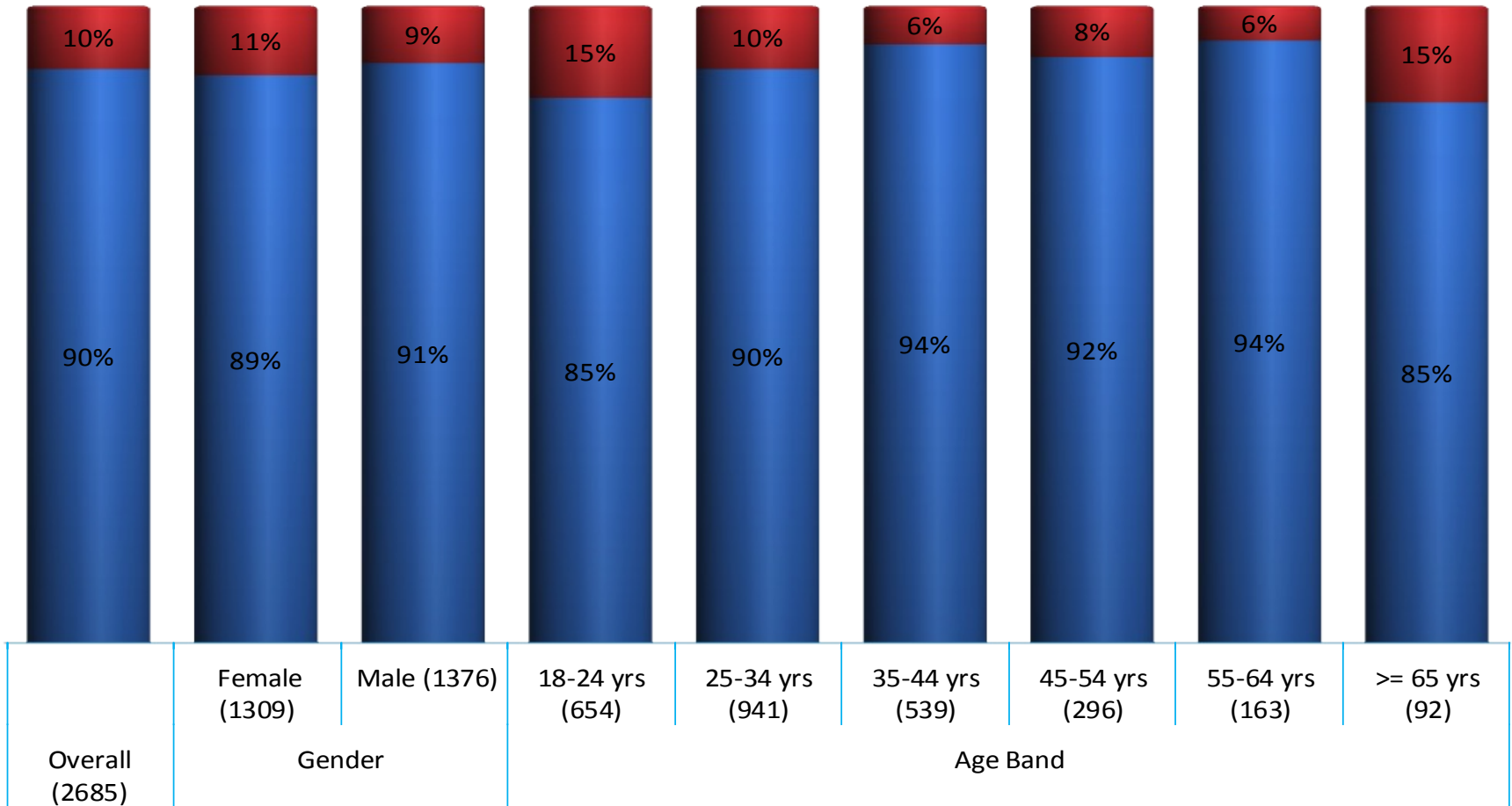
Do you know when the 2016 presidential elections will be held?



Verification of Voter information

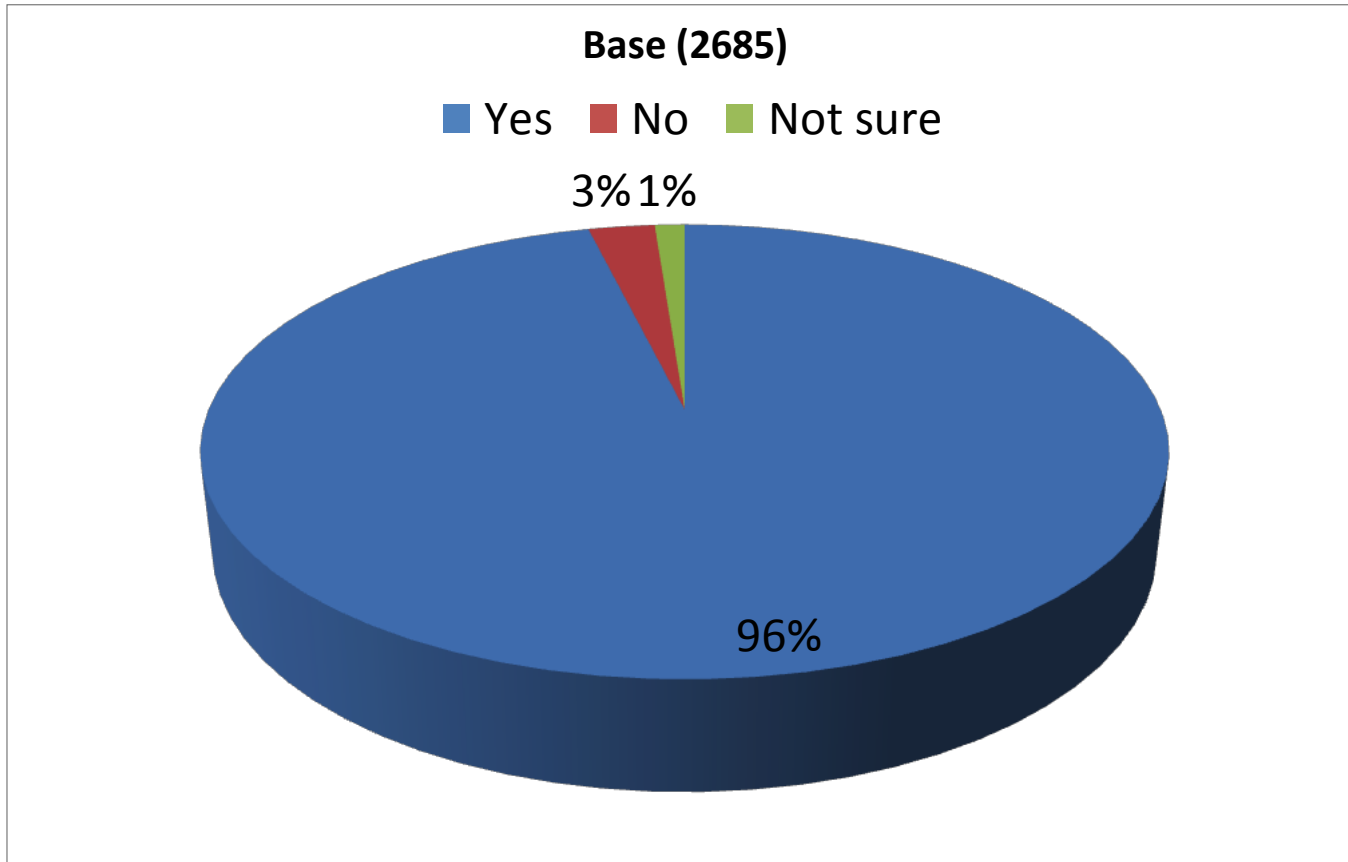
Did you verify whether you are on the voters' register?

■ Yes ■ No

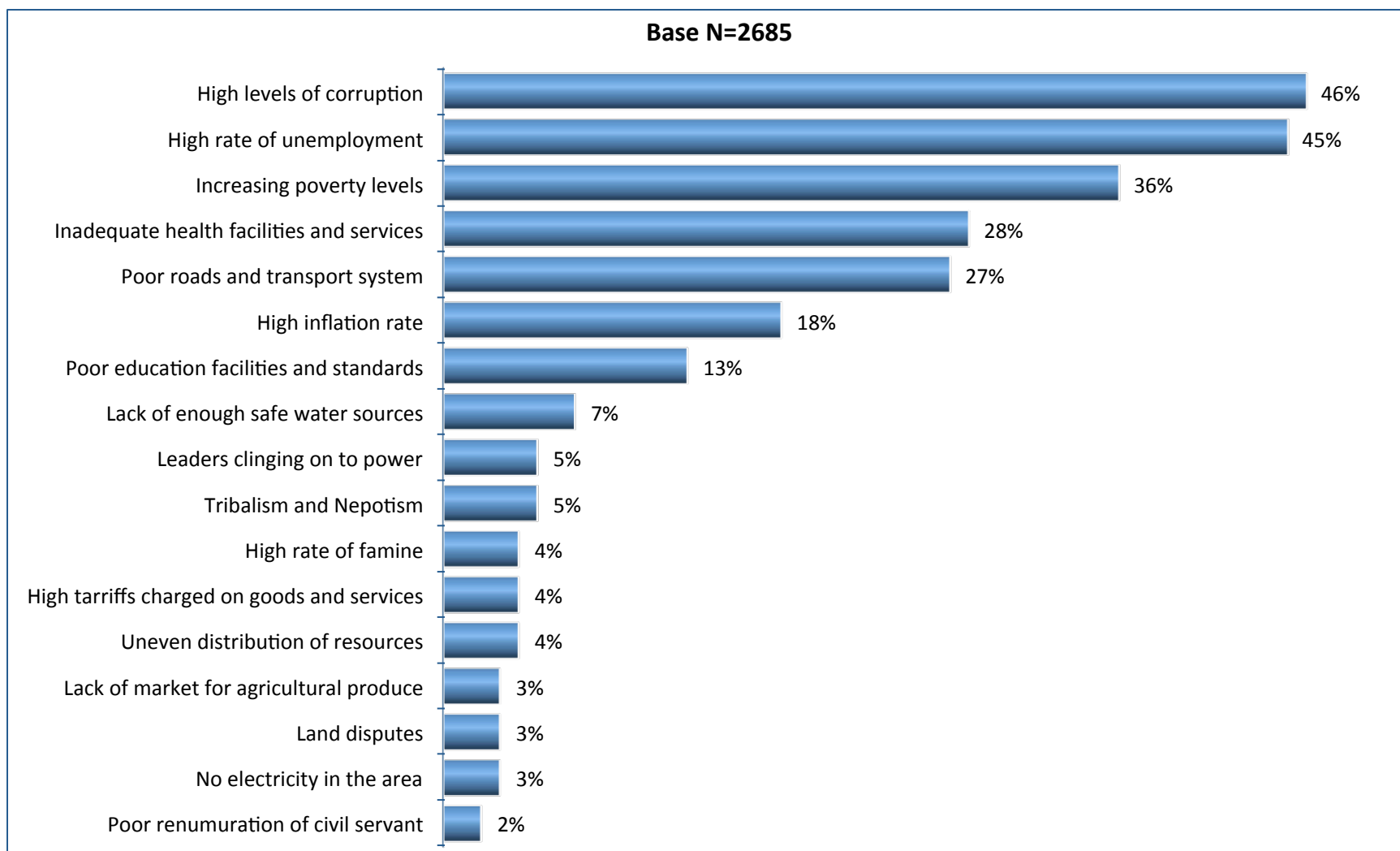


Polling stations

Do you know your polling station?



What would you say are the four most serious problems facing Uganda?



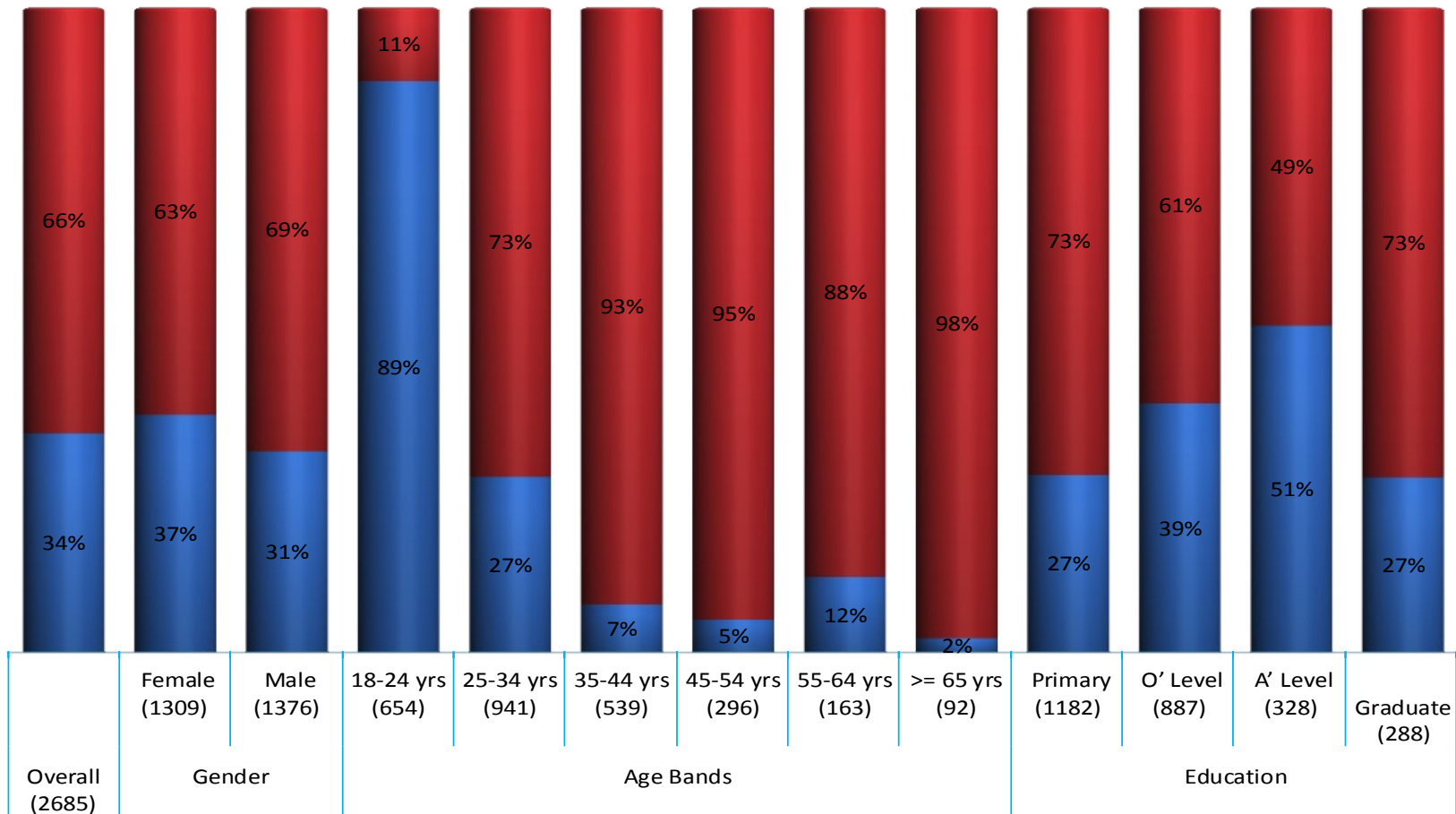
VOTING INTENTION



Voting

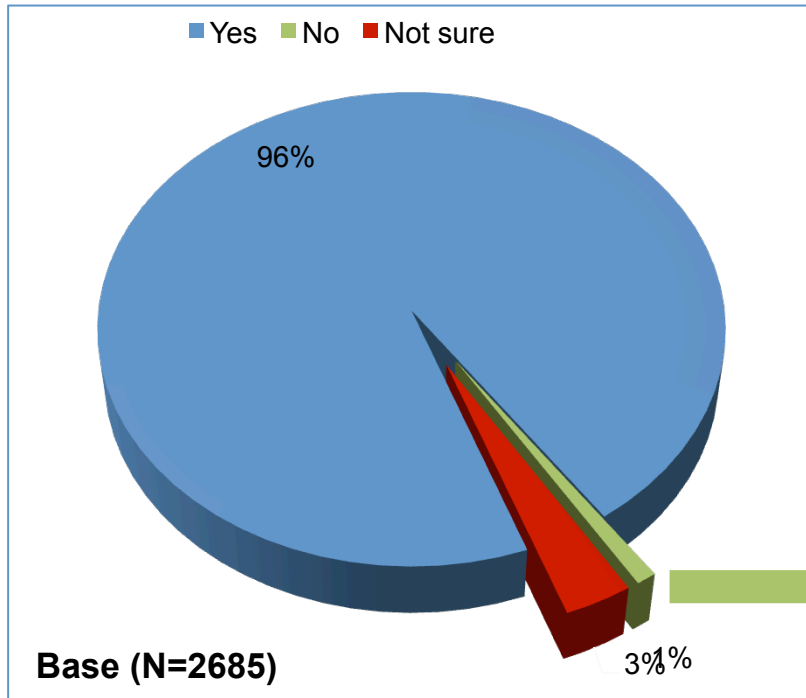
Will this be your first time to vote?

■ Yes ■ No

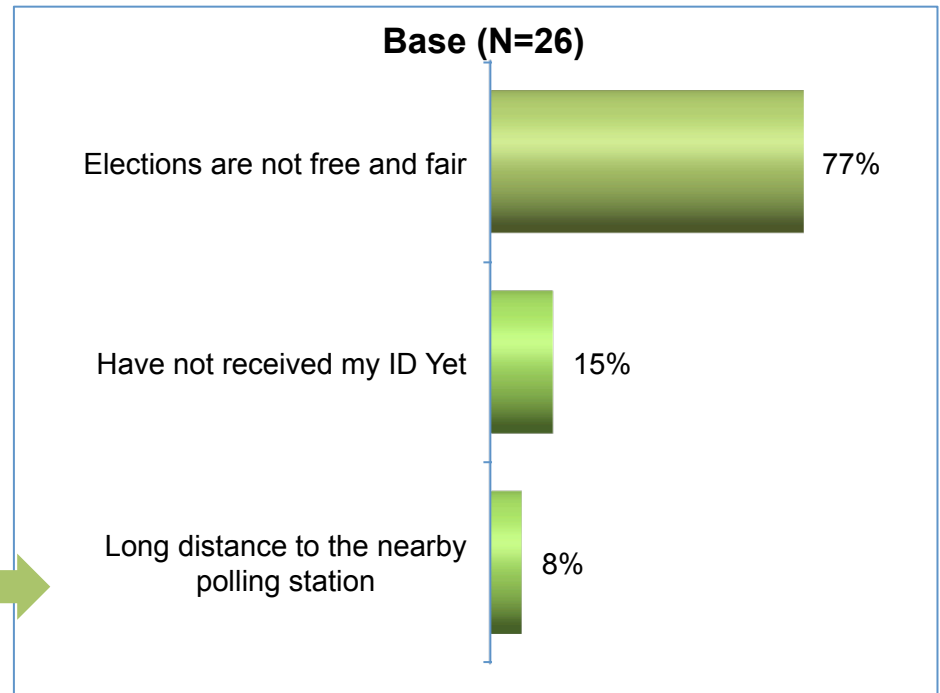


Voting

Will you vote in the upcoming 2016 presidential and parliamentary elections?



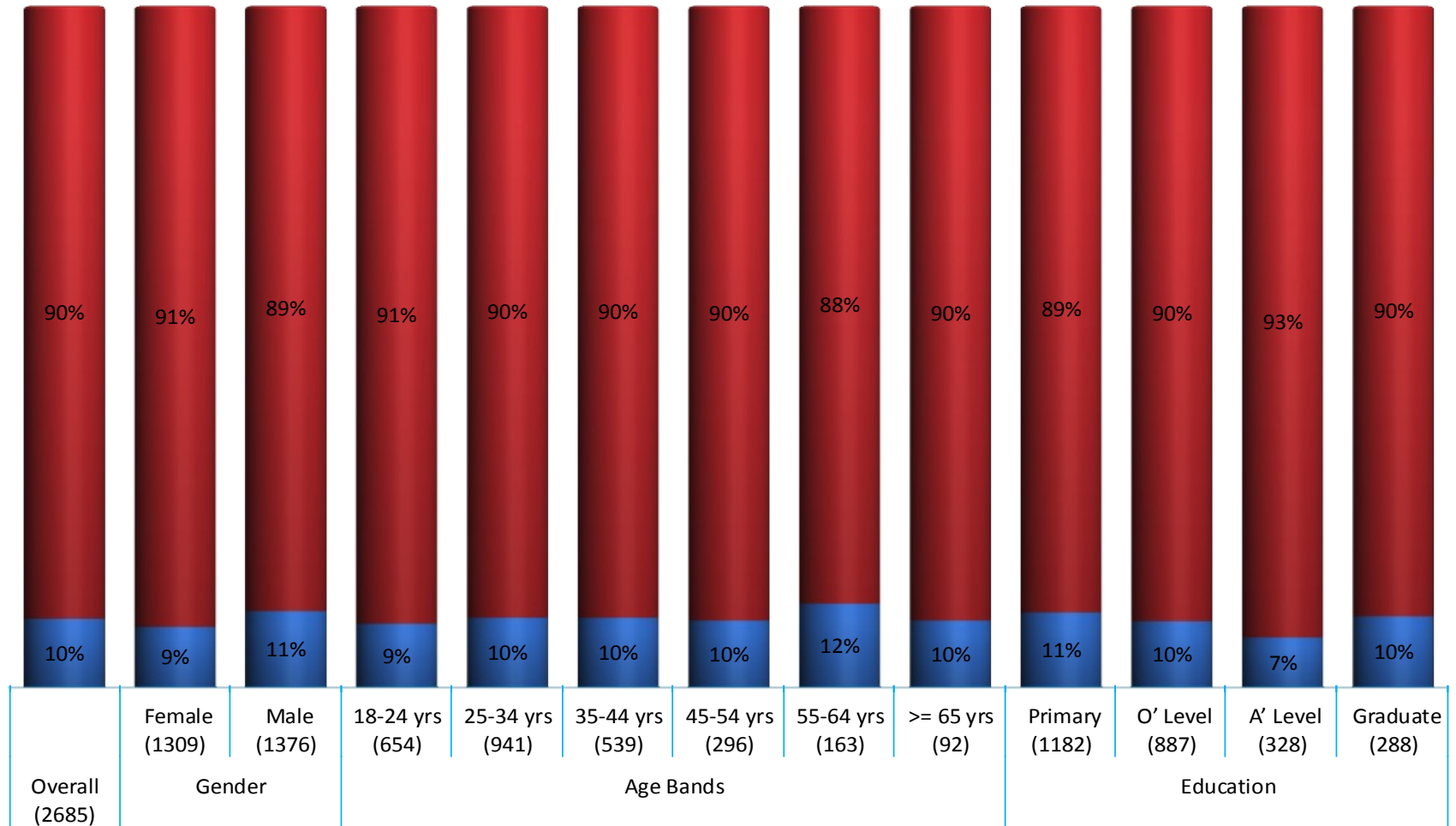
Why are you not planning to vote in the 2016 elections?



Voter bribery

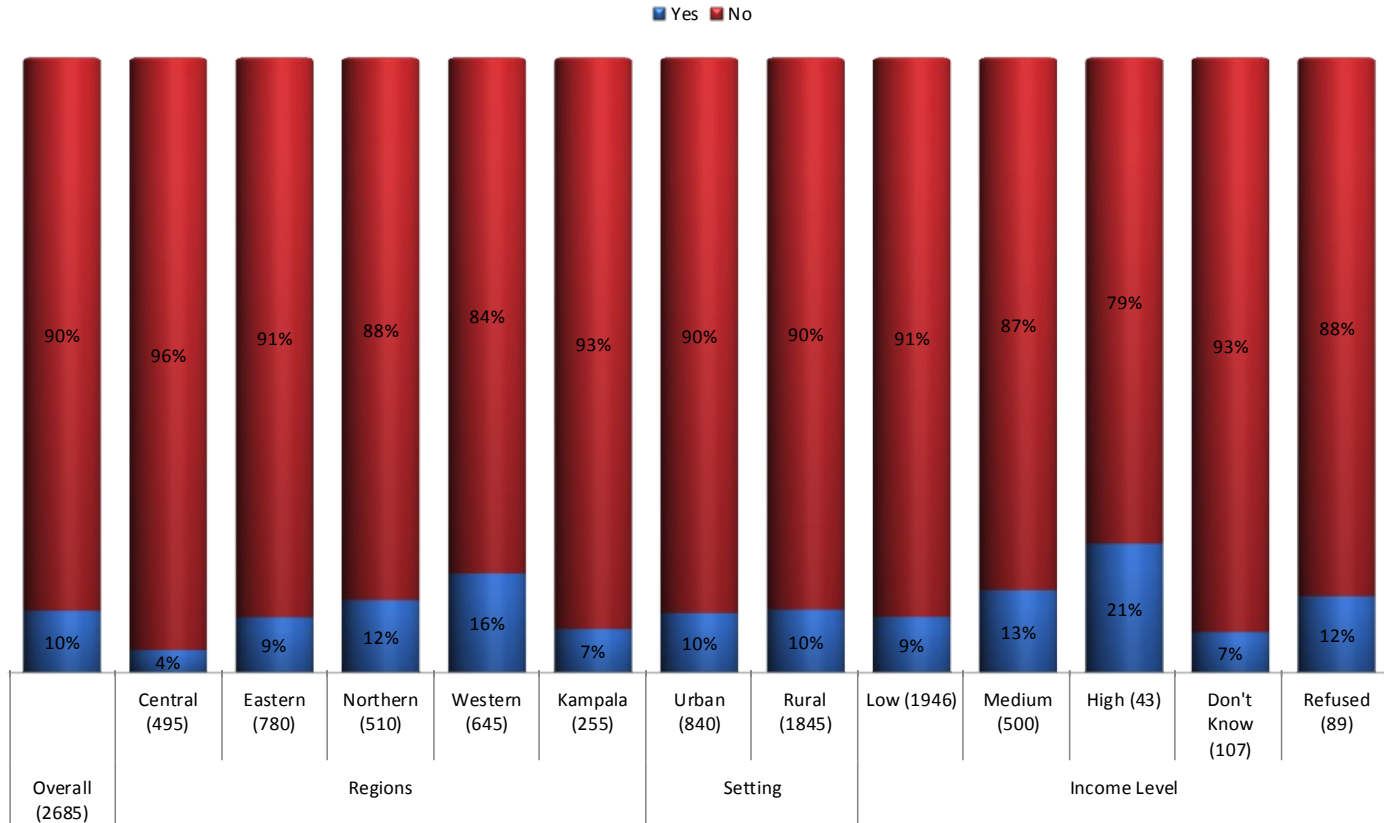
Since the start of the campaigns for 2016 election, have you received money /salts/sugar, any incentive or bribe as an inducement to vote any candidate?

■ Yes ■ No ■

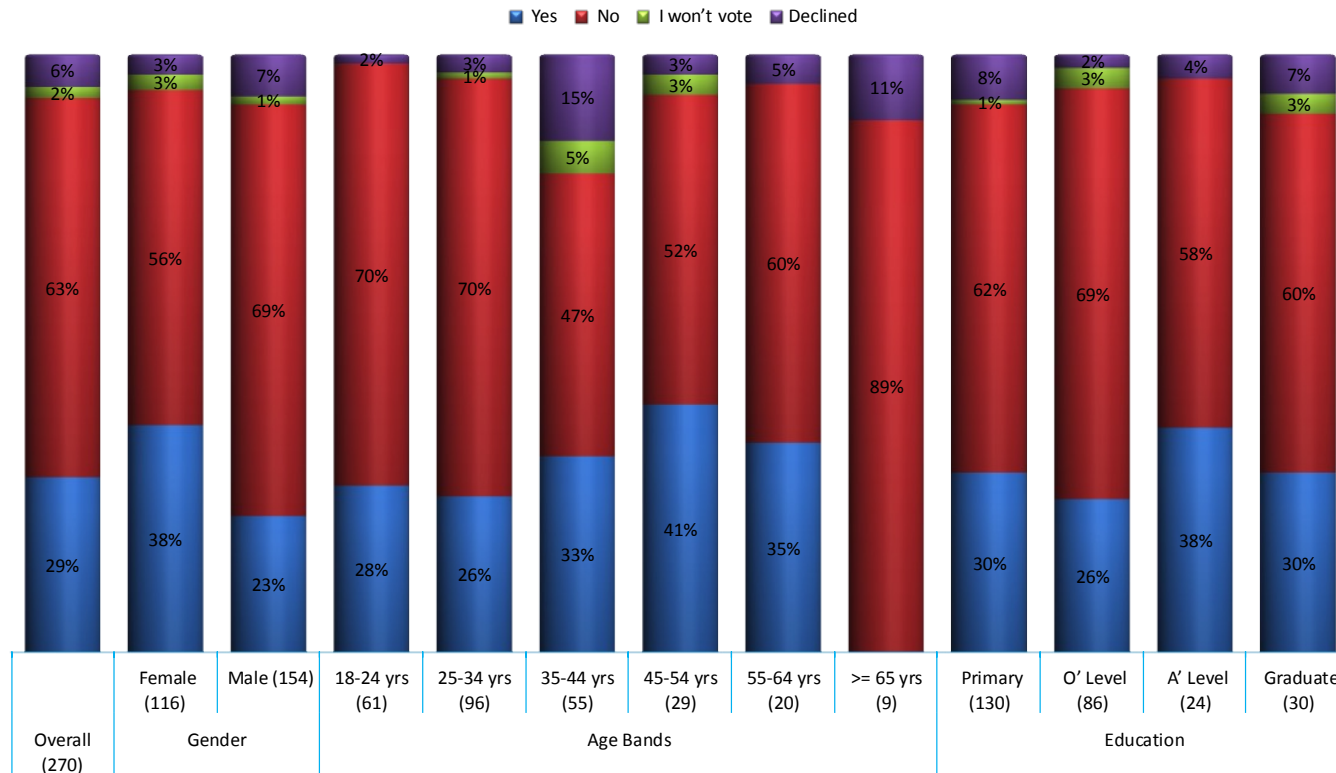


Voter bribery

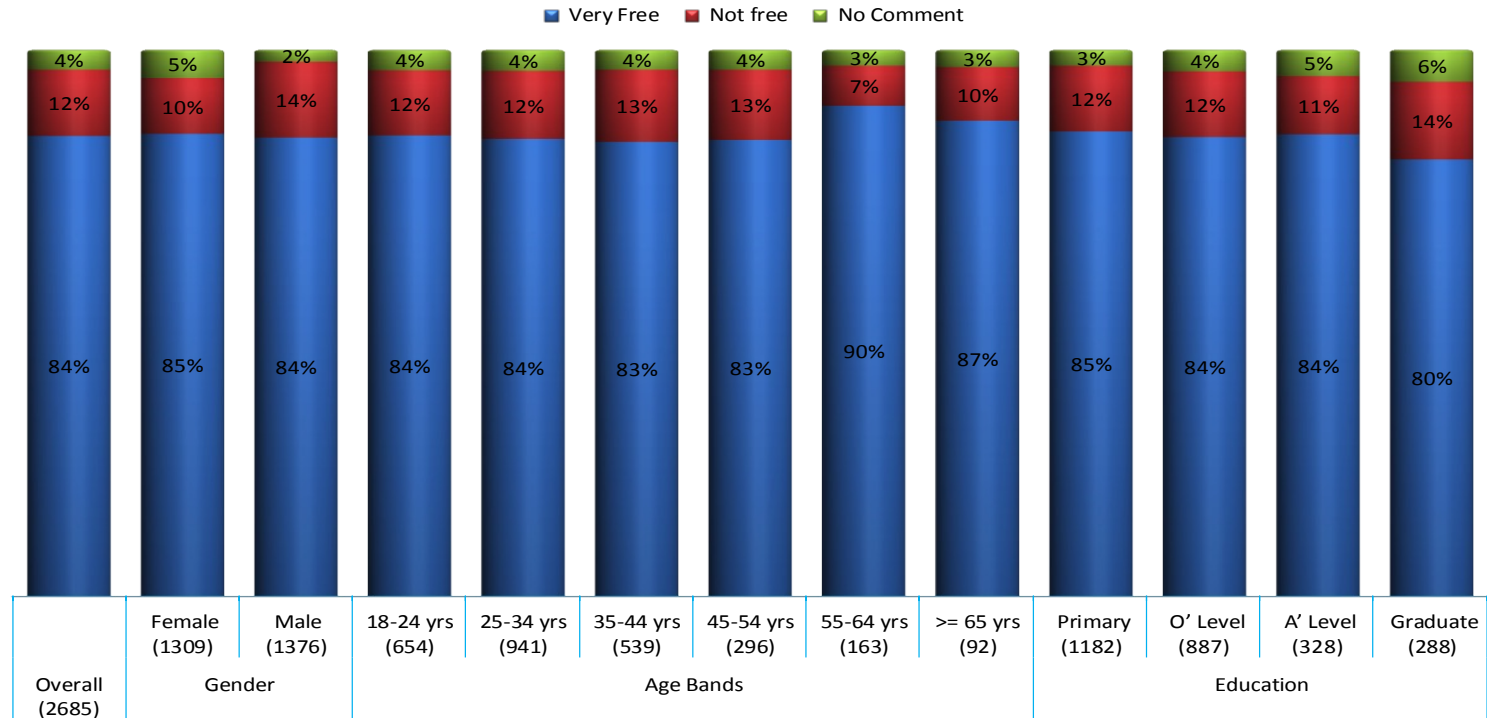
Since the start of the campaigns for 2016 election, have you received money /salts/sugar, any incentive or bribe as an inducement to vote any candidate?



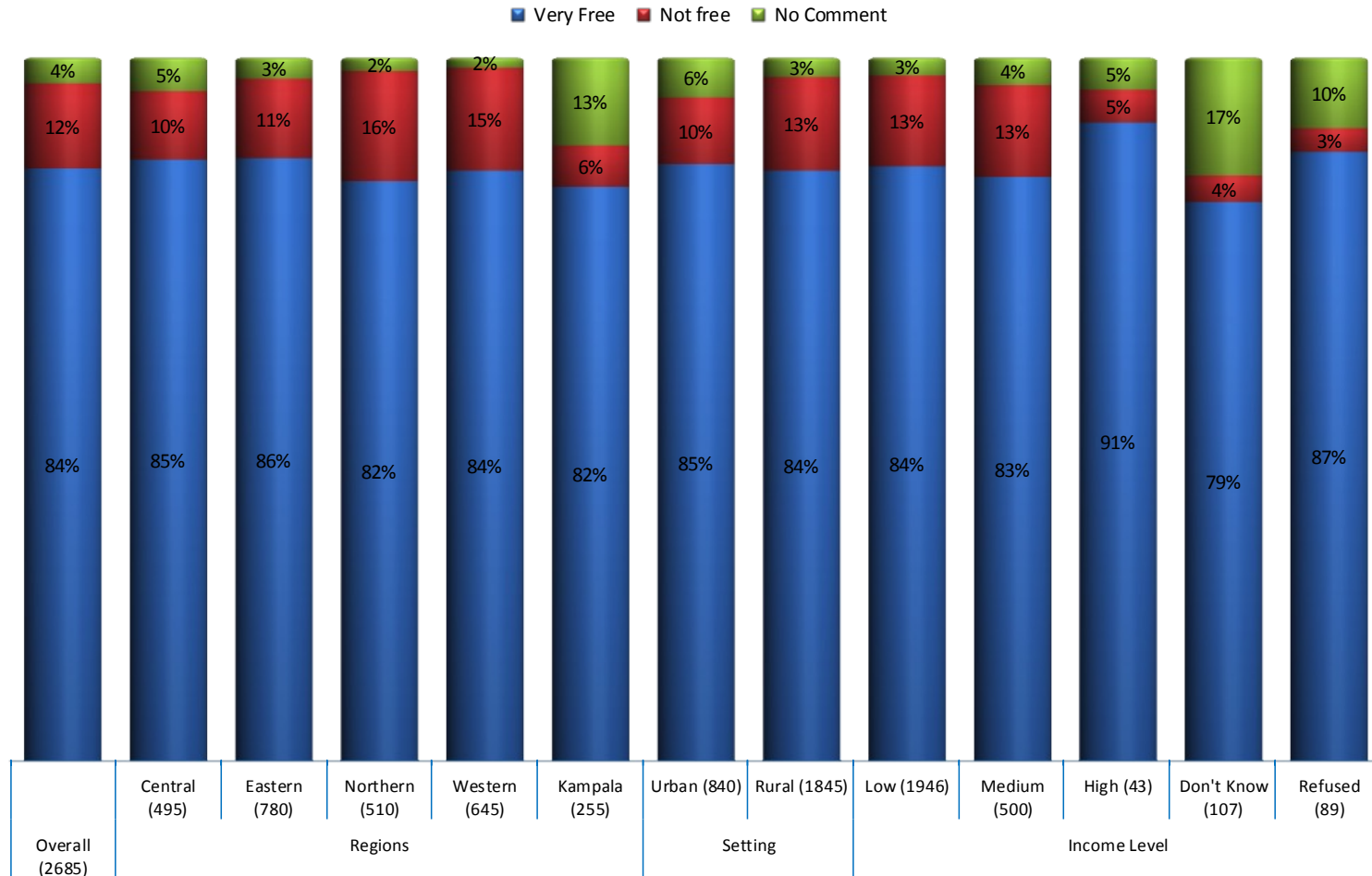
Are you likely to vote the person who has or will give you money?



How free are people in this village to talk about politics?

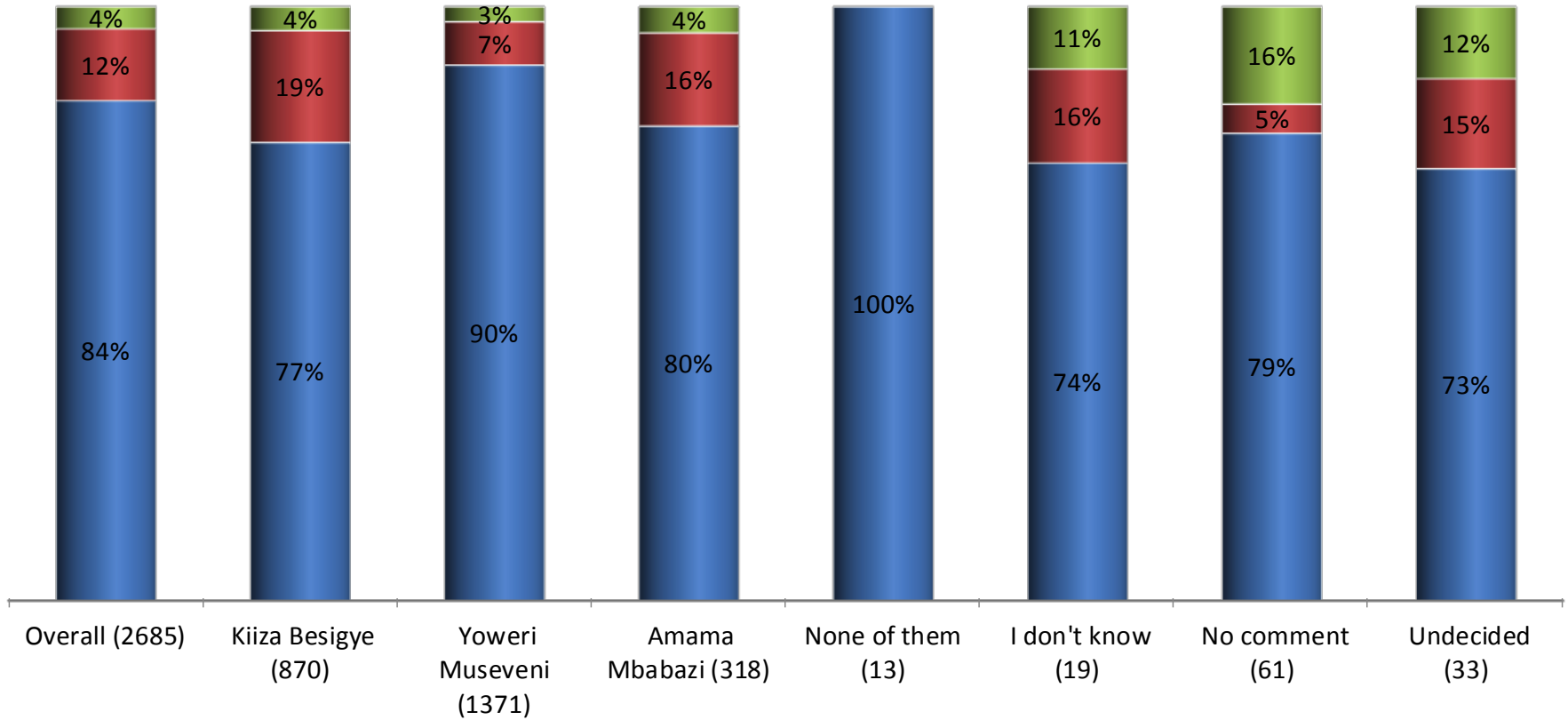


How free are people in this village to talk about politics?

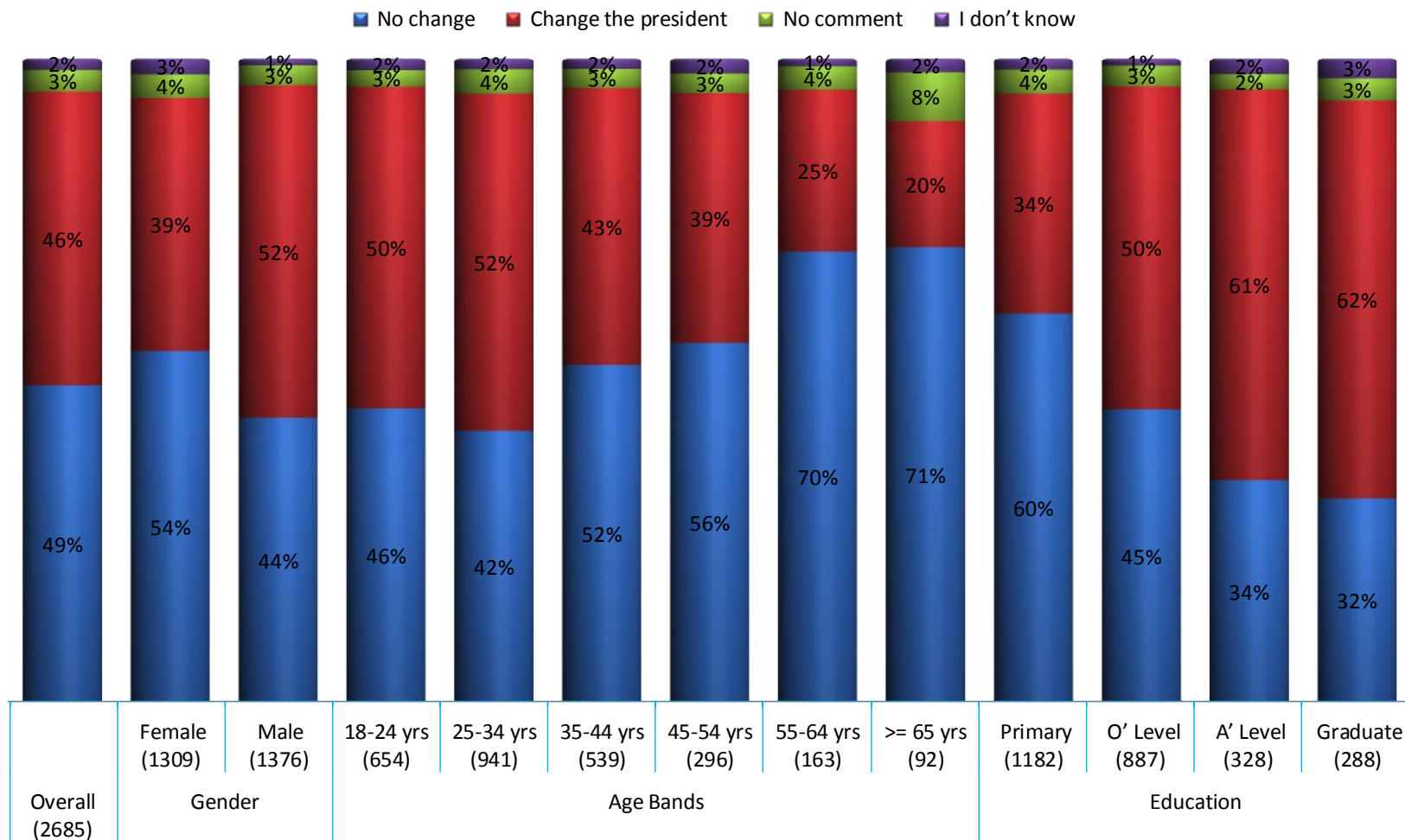


Freedom to vote by Three Presidential Candidates

■ Very Free ■ Not free ■ No Comment



Some people think that it's time to change the president while others think we should not change. Which of these is your view?



2016 Candidate selection criteria

What are the main criteria that you will base on to make your best candidate choice for president council in the 2016 general elections?

		Gender		Age Bands					
	Overall	Female	Male	18-24 yrs	25-34 yrs	35-44 yrs	45-54 yrs	55-64 yrs	>= 65 yrs
Base	2685	1309	1376	654	941	539	296	163	92
Continuity (no change)	54%	44%	49%	46%	42%	52%	56%	70%	71%
I want change	39%	52%	46%	50%	52%	43%	39%	25%	20%
A candidate with fresh ideas and better policies	26%	31%	28%	33%	33%	25%	23%	13%	14%
An honest candidate	26%	25%	26%	29%	24%	27%	22%	24%	20%
A very courageous candidate	25%	25%	25%	29%	24%	24%	20%	20%	23%
A candidate with experience	21%	18%	19%	23%	16%	20%	17%	21%	22%
A candidate who represents Uganda well on the international	10%	11%	11%	11%	11%	10%	8%	12%	5%
A young Candidate	4%	5%	4%	6%	4%	5%	4%	4%	
A candidate with a lot of money for his/her supporters	3%	2%	3%	2%	2%	2%	2%	6%	3%
A candidate who shares my religion	1%	1%	1%	1%	1%	1%	1%	3%	
A candidate who shares my tribe, from same region	1%	1%	1%	0.3%	1%	1%	1%	3%	

NAME RECOGNITION



Please let me know whether you have ever heard/seen: By Gender and Age Group

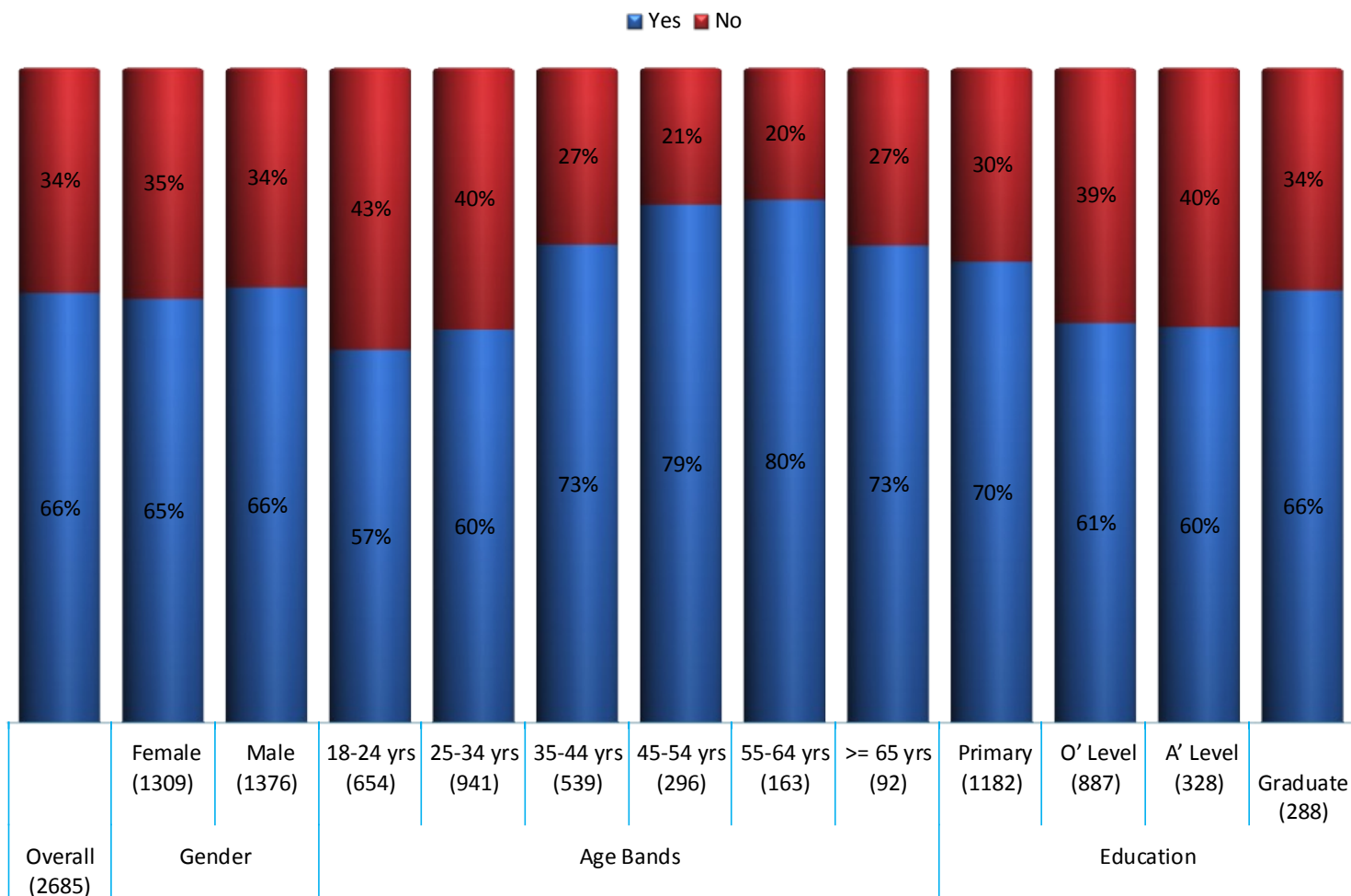
Please let me know whether you have ever heard/seen these people Listed?

	Overall	Gender		Age Bands						Education Level			
		Female	Male	18-24 yrs	25-34 yrs	35-44 yrs	45-54 yrs	55-64 yrs	>= 65 yrs	Primary	O' Level	A' Level	Graduate
Base	2685	1309	1376	654	941	539	296	163	92	1182	887	328	288
Yoweri Kaguta Museveni	100%	100%	100%	100%	100%	100%	100%	100%	100%	100%	100%	100%	100%
Kizza Besigye	97%	97%	97%	97%	98%	97%	96%	93%	91%	95%	97%	100%	98%
Amama Mbabazi	92%	91%	94%	93%	94%	94%	92%	85%	82%	89%	94%	98%	95%
Abed Bwanika	77%	72%	81%	74%	81%	78%	80%	67%	50%	64%	82%	93%	92%
Prof. Venansius Baryamureeba	47%	39%	54%	45%	51%	47%	49%	40%	23%	30%	48%	73%	82%
Joseph Mabirizi	45%	39%	52%	42%	50%	48%	47%	37%	14%	30%	47%	69%	77%
Major General Benon Biraaro	43%	35%	51%	41%	47%	44%	47%	40%	14%	29%	44%	66%	74%
Faith Maureen Kyalya Walube	42%	37%	48%	39%	47%	45%	44%	36%	16%	28%	44%	63%	73%

INTER-PARTY COMPETITION



Do you belong to any political party?



Which political party do you belong to?

	Gender		Age Bands					Education Level				Regions						
	Overall	Female	Male	18-24 yrs	25-34 yrs	35-44 yrs	45-54 yrs	55-64 yrs	>= 65 yrs	Primary	O' Level	A' Level	Graduate	Central	Eastern	Northern	Western	Kampala
Base	1760	846	914	372	564	393	234	130	67	831	541	198	190	323	472	357	458	150
NRM	66%	75%	58%	65%	57%	66%	71%	87%	85%	76%	64%	47%	49%	59%	76%	65%	68%	44%
FDC	24%	15%	32%	27%	30%	23%	18%	10%	7%	16%	26%	43%	32%	20%	19%	23%	27%	40%
DP	4%	3%	4%	2%	4%	4%	6%	1%	1%	3%	4%	1%	7%	15%	1%	-	0.2%	6%
Independent Go Forward	3%	2%	3%	3%	4%	2%	1%	-	1%	1%	3%	5%	6%	2%	2%	4%	0.4%	7%
UPC	1%	1%	2%	1%	2%	1%	2%	2%	1%	1%	2%		1%	-	-	7%	-	-
Refused/No comment	1%	1%	1%	1%	1%	1%	2%	1%	1%	2%	0.4%	1%	2%	1%	0.2%	1%	3%	1%
Independent	1%	1%	1%	1%	1%	1%	-	-	-	0.2%	1%	2%	1%	1%	-	0.3%	1%	1%
Others	1%	1%	1%	1%	1%	1%	1%	-	1%	1%	1%	2%	2%	2%	1%	1%	1%	2%

If there was one person you could think of in Uganda that you would support for President if election were held today who would that person be?

	Overall	Gender		Age Bands						Education Level				Regions		
		Female	Male	18-24 yrs	25-34 yrs	35-44 yrs	45-54 yrs	55-64 yrs	>= 65 yrs	Primary level	O' Level	A' Level	Graduate	Central	Eastern	Northern
Base	2685	1309	1376	654	941	539	296	163	92	1182	887	328	288	495	780	510
Yoweri Kaguta Museveni	51%	57%	46%	47%	44%	54%	58%	72%	73%	62%	47%	37%	34%	45%	59%	53%
Kizza Besigye	32%	25%	38%	33%	37%	32%	28%	10%	10%	22%	35%	45%	45%	35%	28%	26%
Amama Mbabazi	12%	13%	11%	15%	13%	9%	8%	11%	10%	10%	13%	12%	15%	9%	8%	14%
Abed Bwanika	1%	1%	1%	1%	1%	1%	1%	1%	1%	1%	1%	2%	1%	2%	1%	1%
Prof. Venansius Baryamureeba	0.2%	0.2%	0.2%	-	0.3%	-	0.3%	1%	-	0.3%	-	-	1%	-	0.3%	1%
Major General Benon Biraaro	0.1%	-	0.3%	0.3%	0.1%	0.2%	-	-	-	0.1%	0.3%	-	-	-	0.1%	0.4%
Joseph Mbirizi	0.1%	0.2%	-	0.2%	-	-	0.3%	-	-	0.1%	0.1%	-	-	0.2%	-	-
Faith Maureen Kyalya Walube	0.04%	-	0.1%	-	0.1%	-	-	-	-	-	-	0.3%	-	-	0.1%	-
Undecided / Not sure	4%	4%	3%	4%	4%	3%	4%	4%	5%	4%	3%	3%	4%	7%	3%	5%
Declined to mention	0.4%	1%	0.4%	0.2%	0%	1%	1%	1%	1%	0.3%	0.5%	1%	0.3%	1%	0.1%	-

If there was one person you could think of in Uganda that you would support for President if election were held today who would that person be?

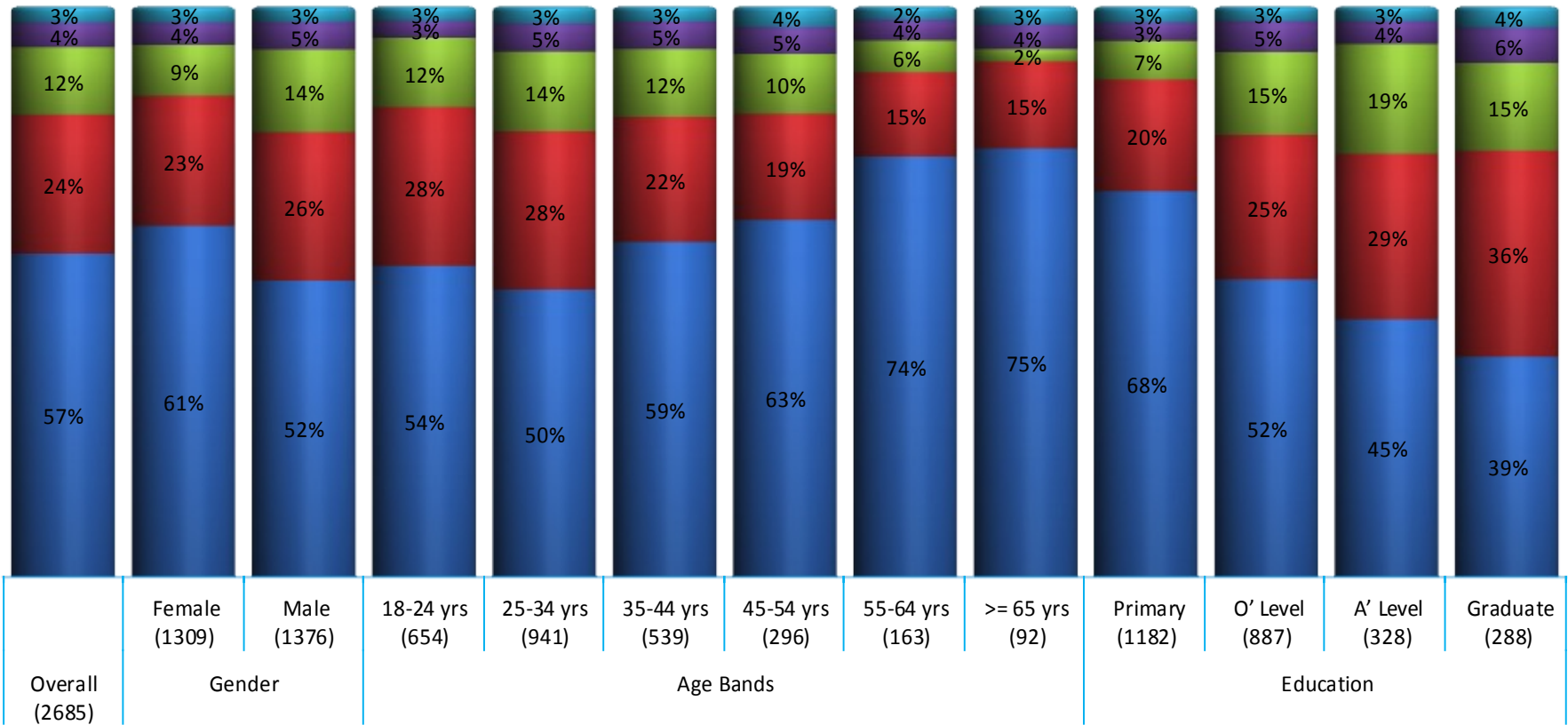
	Overall	Regions					Setting		Income Level				
		Central	Eastern	Northern	Western	Kampala	Urban	Rural	Low	Medium	High	Don't Know	Refused
Base	2685	495	780	510	645	255	840	1845	1946	500	43	107	89
Yoweri Kaguta Museveni	51%	45%	59%	53%	52%	33%	38%	57%	54%	44%	77%	38%	38%
Kizza Besigye	32%	35%	28%	26%	33%	41%	43%	27%	30%	39%	12%	36%	30%
Amama Mbabazi	12%	9%	8%	14%	14%	17%	14%	10%	11%	12%	7%	11%	20%
Abed Bwanika	1%	2%	1%	1%	-	2%	1%	1%	1%	1%	-	4%	-
Prof. Venansius Baryamureeba	0.2%	-	0.3%	1%	-	-	0.1%	0.3%	0.2%	0.4%	-	-	-
Major General Benon Biraaro	0.1%	-	0.1%	0.4%	-	0.4%	0.1%	0.2%	0.1%	0.4%	-	-	1%
Joseph Mbirizi.	0.1%	0.2%	-	-	0.2%	-	0.1%	0.1%	0.1%	-	-	-	-
Faith Maureen Kyalya Walube	0.04%	-	0.1%	-	-	-	0.1%	-	-	-	2%	-	-
Undecided / Not sure	4%	7%	3%	5%	1%	5%	3%	4%	4%	3%	2%	9%	4%
Declined to mention	0.4%	1%	0.1%	-	-	2%	1%	0.3%	0.3%	0.2%	-	1%	6%

If presidential elections were held today and the candidates were Yoweri Museveni, Amama Mbabazi, and Kizza Besigye, for which candidate would you vote?

	Overall	Gender		Age Bands						Education Level			
		Female	Male	18-24 yrs	25-34 yrs	35-44 yrs	45-54 yrs	55-64 yrs	>= 65 yrs	Primary	O' Level	A' Level	Graduate
Base	2685	1309	1376	654	941	539	296	163	92	1182	887	328	288
Yoweri Museveni	51%	57%	45%	47%	44%	54%	58%	72%	73%	62%	47%	37%	34%
Kizza Besigye	32%	25%	40%	34%	38%	32%	29%	10%	10%	22%	36%	47%	47%
Amama Mbabazi	12%	13%	11%	15%	13%	9%	8%	12%	10%	10%	13%	12%	15%
No comment	2%	3%	2%	2%	2%	2%	3%	2%	4%	3%	2%	2%	1%
Undecided	1%	2%	1%	0%	2%	1%	1%	2%	2%	2%	1%	-	1%
I don't know	1%	1%	1%	1%	1%	0.2%	1%	1%	1%	1%	0.3%	1%	1%
None of them	0.5%	0.4%	1%	0.5%	1%	0.2%	0.3%	1%	-	0.2%	1%	1%	1%

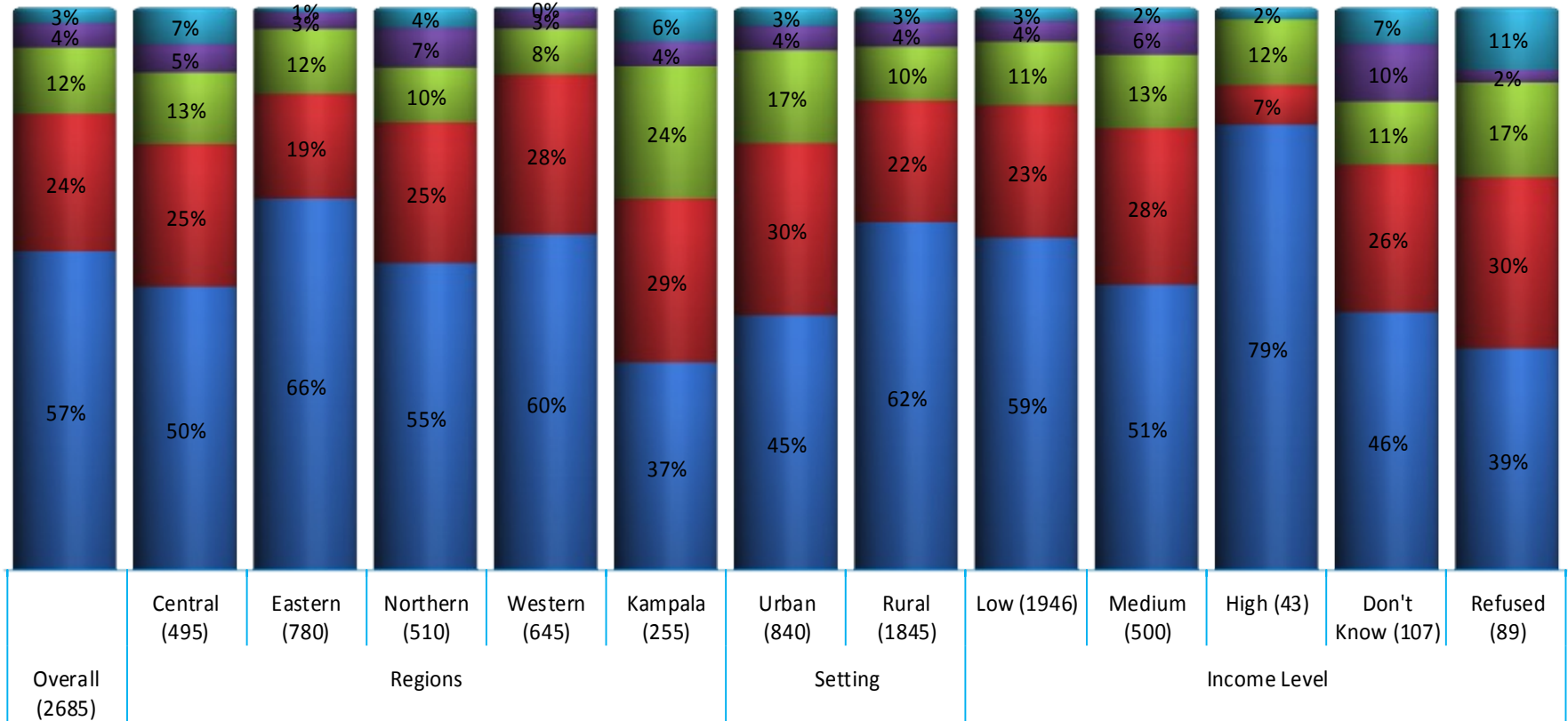
If presidential elections were held today and the candidates were Yoweri Museveni and Amama Mbabazi, which candidate would you vote?

■ Yoweri Museveni
 ■ Amama Mbabazi
 ■ Neither of the two
 ■ Undecided
 ■ No comment

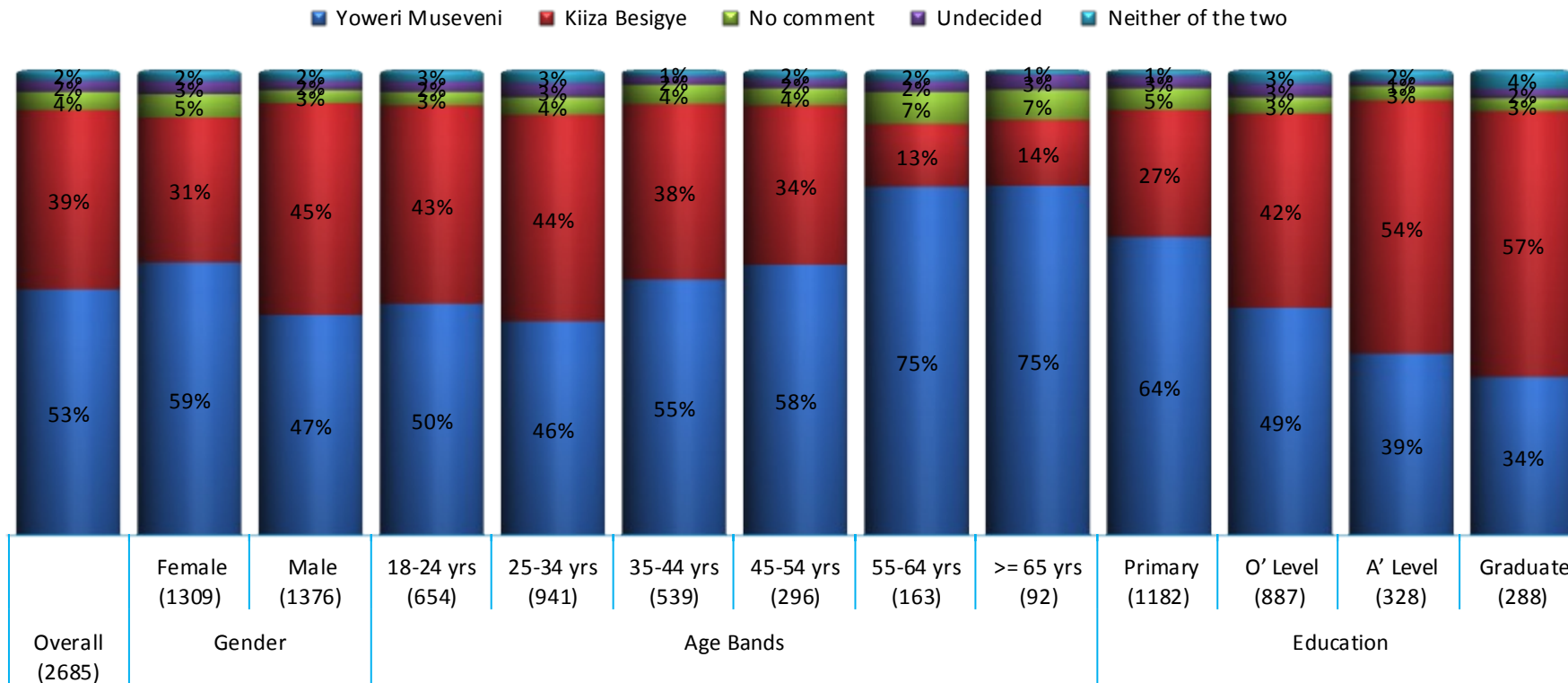


If presidential elections were held today and the candidates were Yoweri Museveni and Amama Mbabazi, which candidate would you vote?

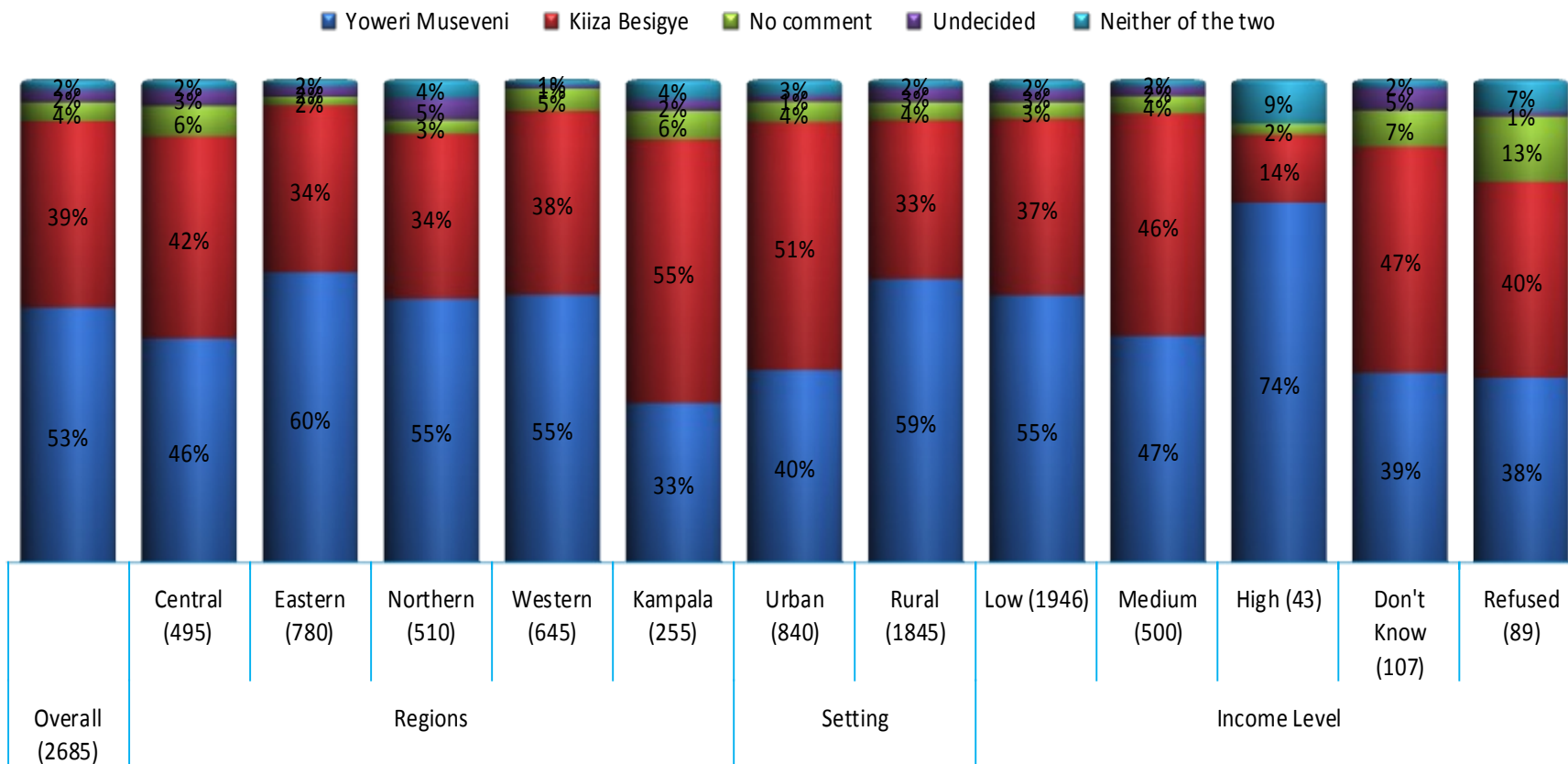
■ Yoweri Museveni
 ■ Amama Mbabazi
 ■ Neither of the two
 ■ Undecided
 ■ No comment



If presidential elections were held today and the candidates were Kizza Besigye and Yoweri Museveni, which candidate would you vote?



If presidential elections were held today and the candidates were Kizza Besigye and Yoweri Museveni, which candidate would you vote?



What about if parliamentary elections were held today, from which political party would your preferred candidate be?

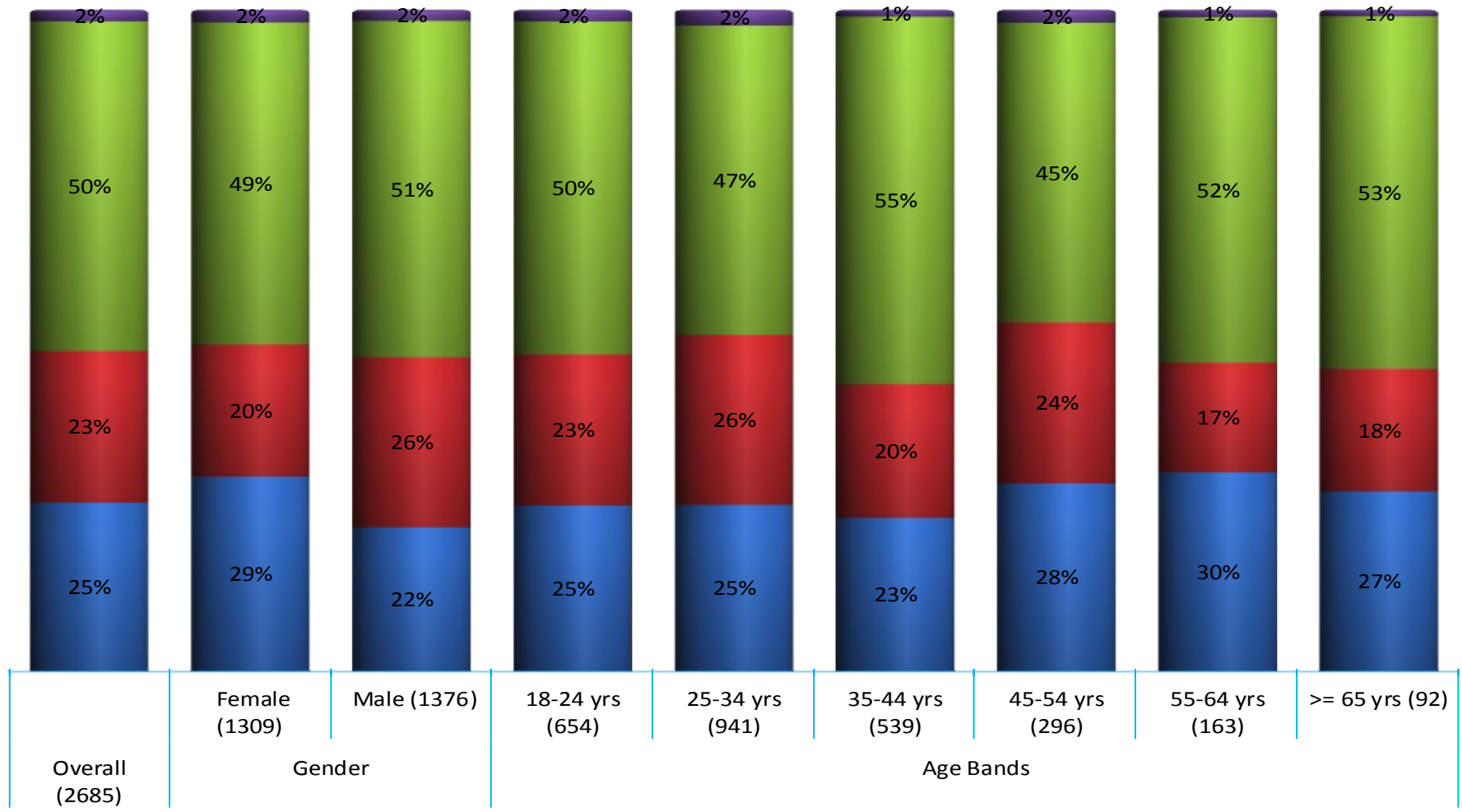
	Overall	Gender		Age Bands						Education Level				Regions				
		Female	Male	18-24 yrs	25-34 yrs	35-44 yrs	45-54 yrs	55-64 yrs	>= 65 yrs	Primary	O' Level	A' Level	Graduate	Central	Eastern	Northern	Western	Kampala
Base	2685	1309	1376	654	941	539	296	163	92	1182	887	328	288	495	780	510	645	255
NRM	51%	56%	47%	47%	45%	55%	60%	70%	73%	62%	49%	35%	34%	42%	58%	50%	58%	33%
FDC	22%	17%	27%	25%	26%	21%	17%	10%	10%	15%	24%	37%	29%	20%	20%	19%	22%	38%
Undecided	7%	7%	8%	10%	8%	7%	5%	6%	2%	6%	8%	9%	8%	9%	7%	6%	7%	7%
Refused/No comment	7%	7%	6%	8%	8%	5%	5%	2%	8%	6%	6%	8%	9%	4%	6%	10%	7%	7%
DP	4%	4%	4%	3%	4%	4%	5%	4%	1%	4%	4%	2%	5%	17%	1%	0%	1%	2%
Independent	3%	3%	3%	2%	3%	2%	1%	4%	-	2%	2%	3%	5%	2%	4%	3%	1%	1%
Don't know	3%	4%	2%	2%	3%	3%	3%	2%	3%	2%	3%	2%	3%	4%	2%	3%	1%	5%
Independent Go Forward	2%	2%	2%	2%	3%	2%	1%	-	2%	1%	2%	3%	6%	3%	1%	3%	1%	6%
UPC	1%	1%	1%	1%	1%	1%	1%	1%	1%	1%	1%	1%	1%	-	0.1%	6%	-	-
TDA	0.2%	0.2%	0.2%	0.2%	0.3%	0.2%	0.3%	-	-	0.2%	0.1%	0.6%	0.3%	0.2%	-	0.2%	1%	-
Will not vote	0.2%	0.1%	0.3%	0.3%	-	0.2%	0.3%	1%	-	0.2%	0.2%	-	0.3%	-	1%	-	0.2%	-
PDP	0.04%	-	0.1%	-	-	-	0.3%	-	-	-	0.1%	-	-	0.2%	-	-	-	-
UFP	0.04%	-	0.1%	0.2%	-	-	-	-	-	-	0.1%	-	-	-	-	0.2%	-	-

Are you likely to vote for your current Member of Parliament?

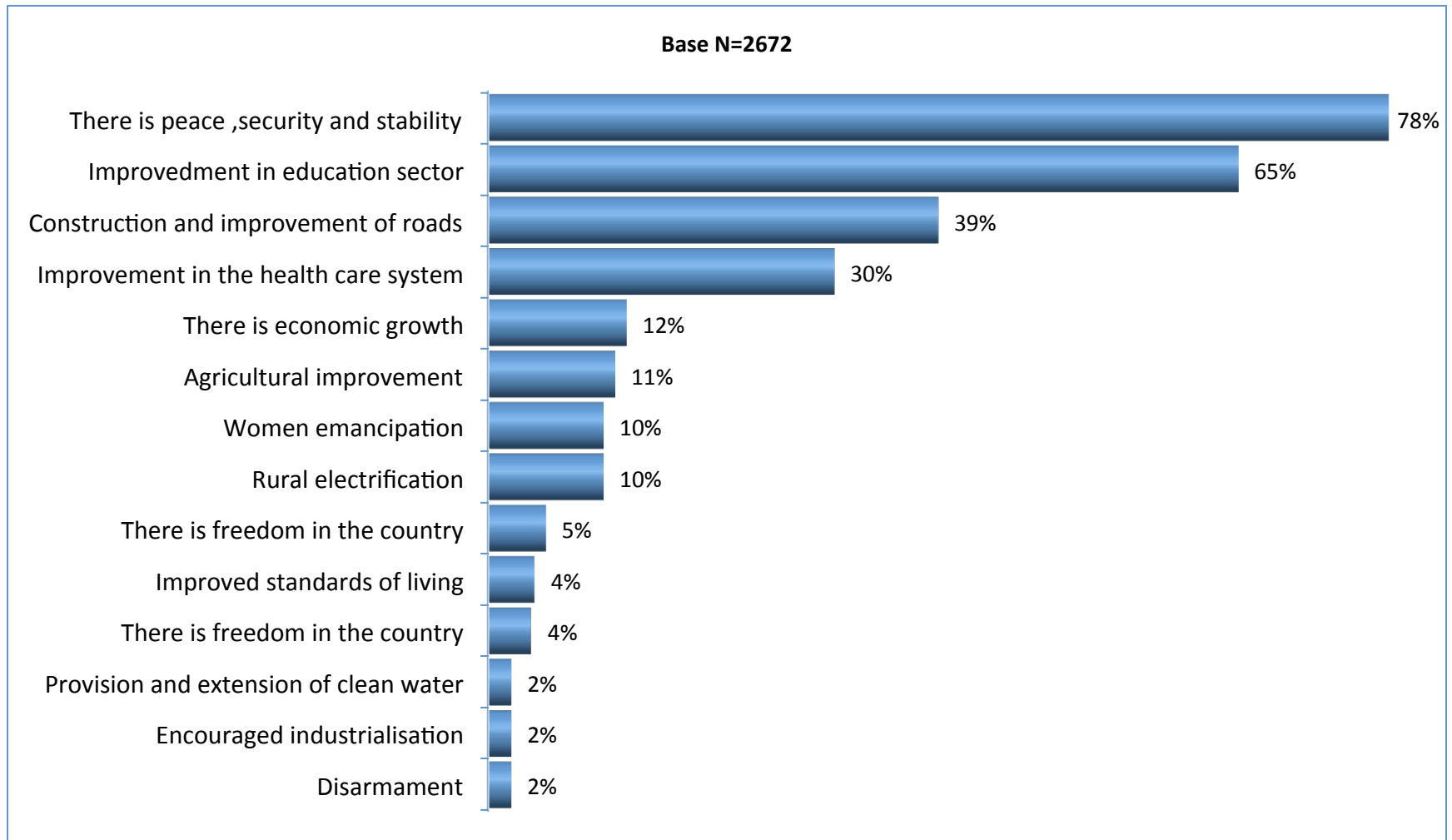
	Gender			Age Bands						Education Level				Regions					Setting	
	Overall	Female	Male	18-24 yrs	25-34 yrs	35-44 yrs	45-54 yrs	55-64 yrs	>= 65 yrs	Primary	O' Level	A' Level	Graduate	Central	Eastern	Northern	Western	Kampala	Urban	Rural
Base	2685	1309	1376	654	941	539	296	163	92	1182	887	328	288	495	780	510	645	255	840	1845
Yes	55%	59%	52%	56%	52%	58%	54%	58%	63%	59%	53%	49%	53%	50%	68%	57%	46%	45%	50%	58%
No	27%	24%	31%	28%	28%	25%	30%	28%	23%	27%	28%	28%	25%	34%	21%	29%	31%	23%	24%	29%
Undecided	7%	6%	7%	6%	8%	7%	5%	4%	4%	5%	8%	8%	8%	5%	9%	8%	4%	6%	8%	6%
Don't know	5%	6%	5%	6%	6%	6%	3%	1%	9%	4%	6%	9%	8%	8%	1%	3%	4%	21%	10%	3%
Incumbent not contesting	4%	3%	5%	3%	4%	4%	6%	10%	1%	4%	4%	4%	3%	1%	0.3%	1%	14%	2%	7%	3%
No comment	1%	1%	1%	2%	1%	1%	1%	1%	-	1%	1%	1%	3%	2%	1%	2%	0.5%	3%	1%	1%

In 2011, President Yoweri Museveni campaigned on a theme of Prosperity for All: Better service delivery and job creation. Would you say that the president has done his job as President of Uganda to your satisfaction?

Yes No Somehow No comment



In your assessment, what are the four most important things that President Yoweri Museveni has done since he became president?



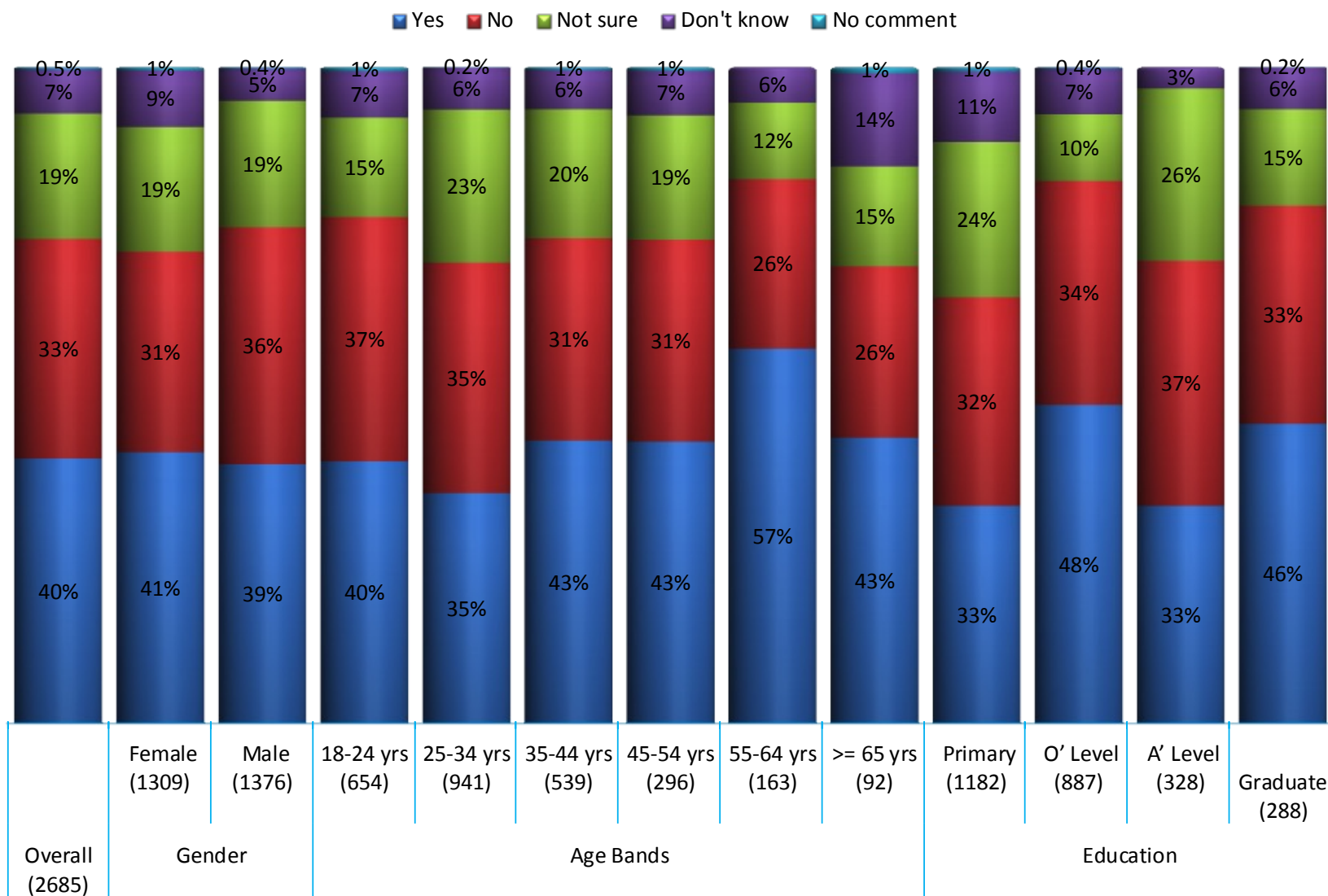
In your assessment, what four most important campaign promises that President Yoweri Museveni has failed to deliver on?

	Gender			Age Bands				Regions				
	Overall	Female	Male	18-24 yrs	25-34 yrs	35-44 yrs	45-54 yrs	Central	Eastern	Northern	Western	Kampala
Base	2516	1199	1317	615	885	508	277	452	745	487	585	247
Corruption is on the rise	46%	45%	47%	49%	48%	45%	40%	53%	40%	41%	50%	55%
Unemployment is very high	40%	39%	41%	44%	44%	36%	36%	43%	37%	38%	36%	62%
The healthy facilities and services are still poor	24%	24%	24%	26%	21%	25%	25%	29%	21%	22%	23%	32%
There's need for improvement in transport sector	24%	24%	24%	25%	24%	24%	24%	17%	31%	28%	23%	11%
Poverty remains high amongst the population	20%	19%	20%	18%	21%	19%	22%	22%	16%	19%	23%	19%
The economy has not developed	15%	16%	15%	15%	15%	15%	16%	18%	11%	21%	14%	18%
Failed to modernize the agricultural sector	9%	9%	9%	7%	8%	10%	12%	6%	10%	13%	7%	9%
Program for rural electrification failed	8%	7%	9%	10%	7%	6%	8%	6%	7%	18%	4%	2%
Poor education facilities and services are poor	8%	8%	7%	8%	6%	9%	8%	7%	8%	7%	8%	9%
Poor leadership and governance	7%	7%	7%	6%	8%	7%	7%	2%	13%	5%	5%	5%
Problems of land grabbing	7%	6%	7%	7%	7%	6%	7%	7%	5%	7%	6%	9%
Failed to provide safe water to all areas	5%	4%	5%	5%	4%	5%	5%	6%	4%	5%	6%	1%
Failed to address high inflation	5%	5%	4%	3%	5%	6%	6%	10%	5%	2%	3%	5%
Unending empty promises by the president	3%	3%	3%	3%	3%	3%	3%	1%	3%	6%	3%	3%
Income inequality	3%	2%	3%	2%	3%	3%	3%	2%	1%	5%	2%	7%
Poor remuneration in all sectors	3%	3%	2%	3%	2%	2%	1%	1%	3%	3%	3%	1%

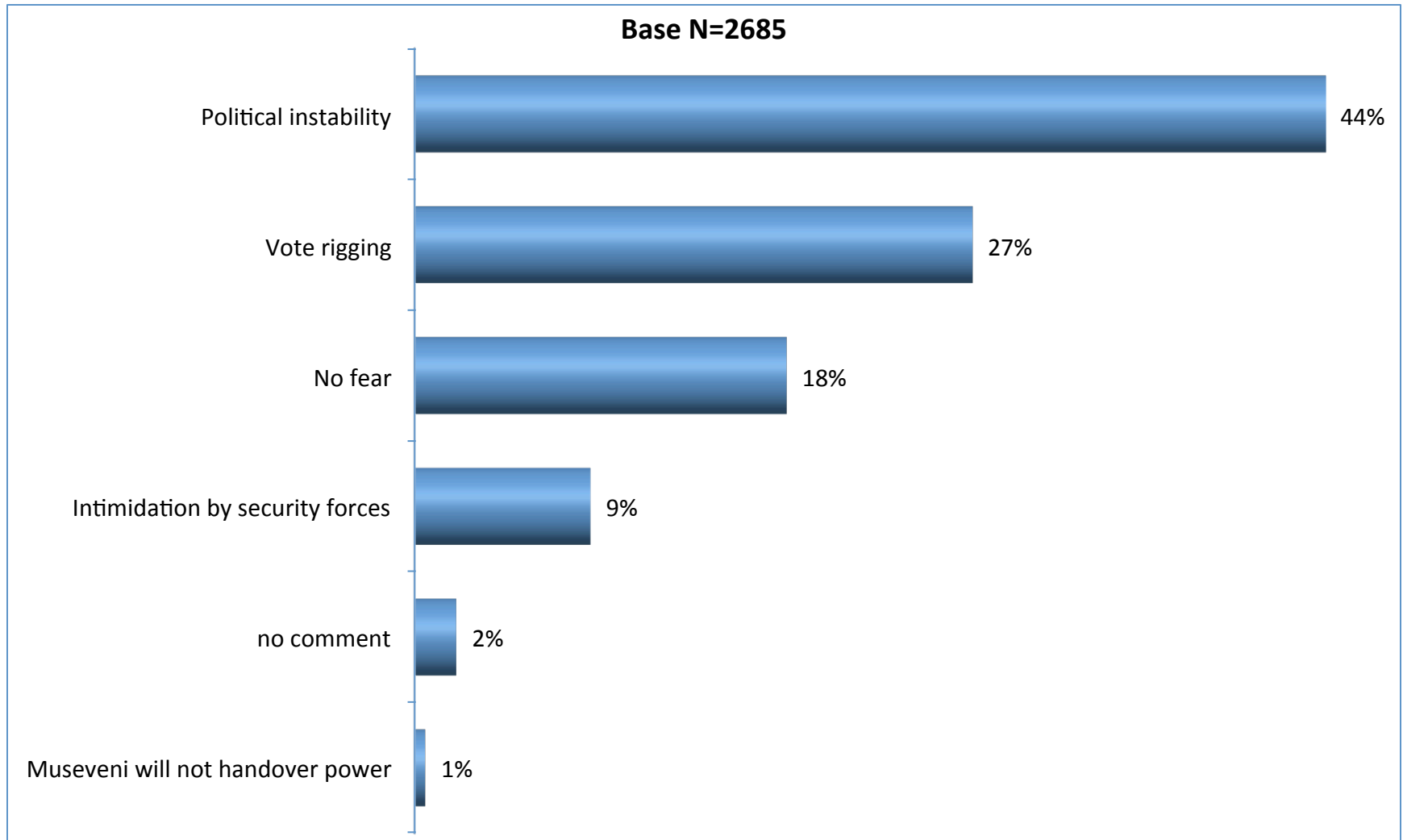
When do you think President Yoweri Museveni should retire?

	Overall	Gender		Age Bands						Education Level				Regions					Setting	
		Female	Male	18-24 yrs	25-34 yrs	35-44 yrs	45-54 yrs	55-64 yrs	>= 65 yrs	Primary	O' Level	A' Level	Graduate	Central	Eastern	Northern	Western	Kampala	Urban	Rural
Base	2685	1309	1376	654	941	539	296	163	92	1182	887	328	288	495	780	510	645	255	840	1845
Before 2016 elections	44%	37%	50%	48%	49%	42%	38%	25%	21%	32%	49%	59%	59%	46%	36%	42%	47%	56%	57%	38%
After 2016 elections	17%	18%	15%	15%	17%	16%	21%	17%	15%	17%	17%	16%	16%	12%	17%	18%	20%	13%	15%	18%
After 2021 elections	7%	7%	8%	6%	5%	8%	10%	12%	15%	10%	5%	5%	4%	7%	4%	6%	14%	3%	6%	8%
After 2026 elections	1%	0.5%	1%	0.5%	1%	1%	2%		3%	1%	1%	0.3%	0.3%	0.2%	2%	1%	0.3%	1%	1%	1%
When he decides	13%	16%	11%	12%	11%	15%	12%	25%	25%	17%	13%	8%	4%	17%	19%	14%	7%	5%	9%	15%
When NRM decides	3%	3%	2%	2%	3%	4%	3%	4%	2%	3%	3%	2%	2%	2%	4%	3%	1%	2%	3%	3%
Museveni should rule forever/life	7%	8%	6%	8%	6%	8%	8%	11%	8%	10%	6%	2%	4%	6%	9%	11%	5%	2%	2%	10%
Don't know	8%	10%	7%	9%	9%	7%	6%	5%	11%	9%	6%	8%	10%	9%	10%	5%	5%	18%	8%	8%

Do you believe that the 2016 presidential elections will be free and fair?



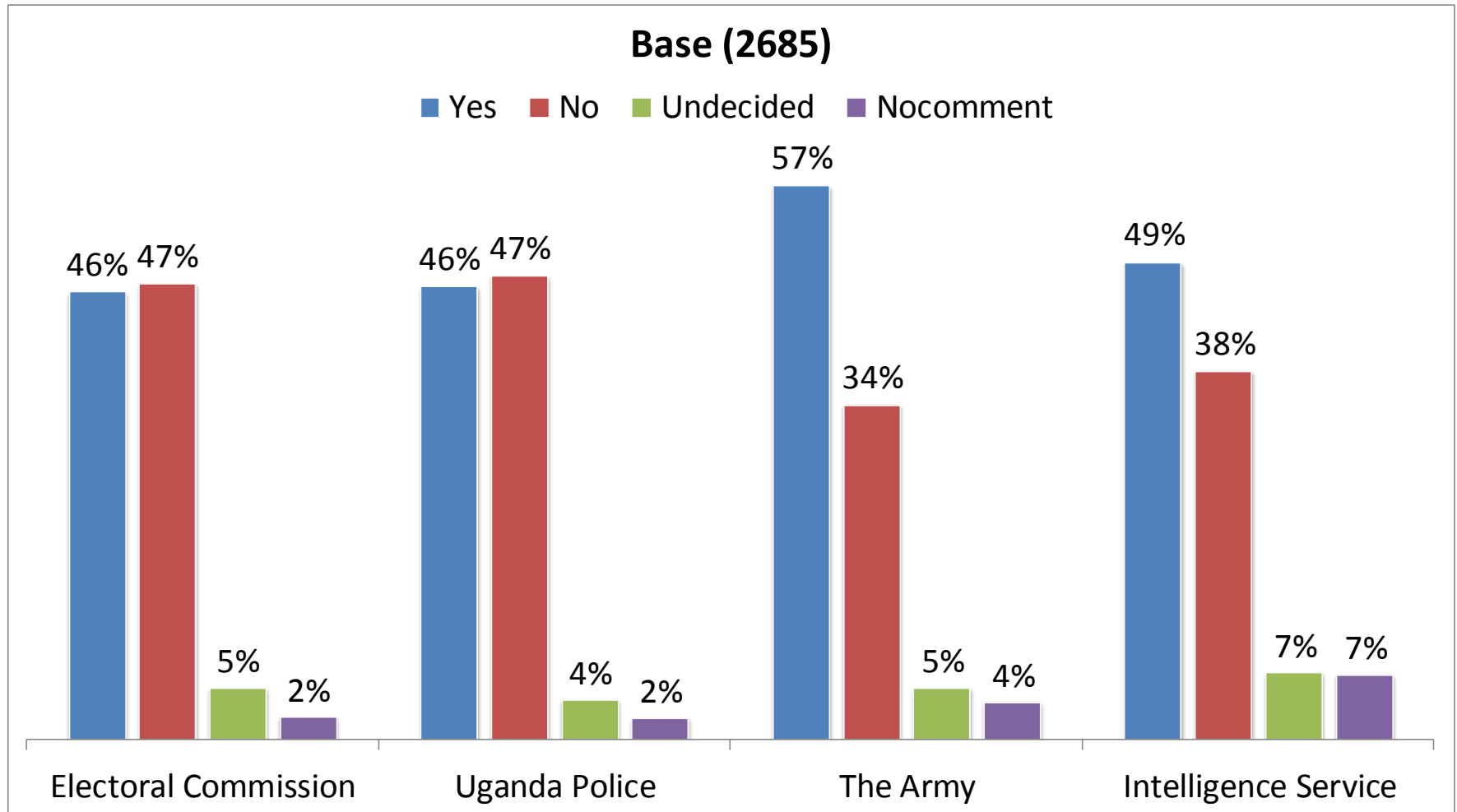
What is your main fear in the upcoming elections



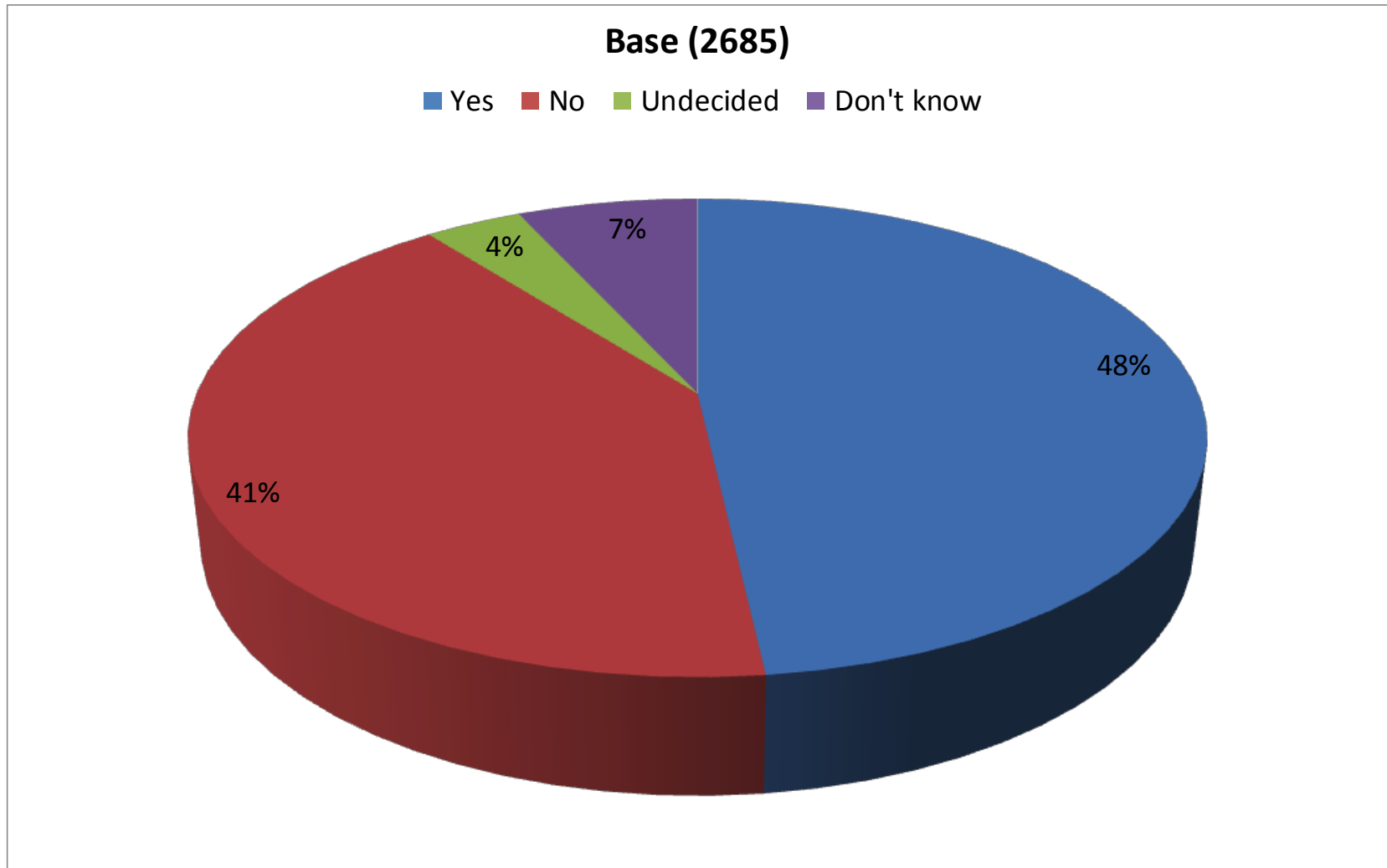
As we approach the 2016 election, do you trust the following institution to act impartially as far as their role during presidential election?

Base (2685)

■ Yes ■ No ■ Undecided ■ Nocomment



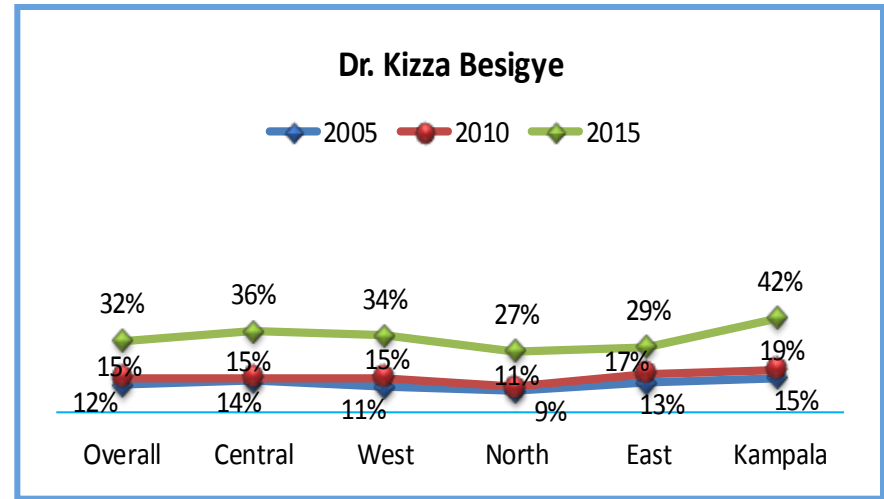
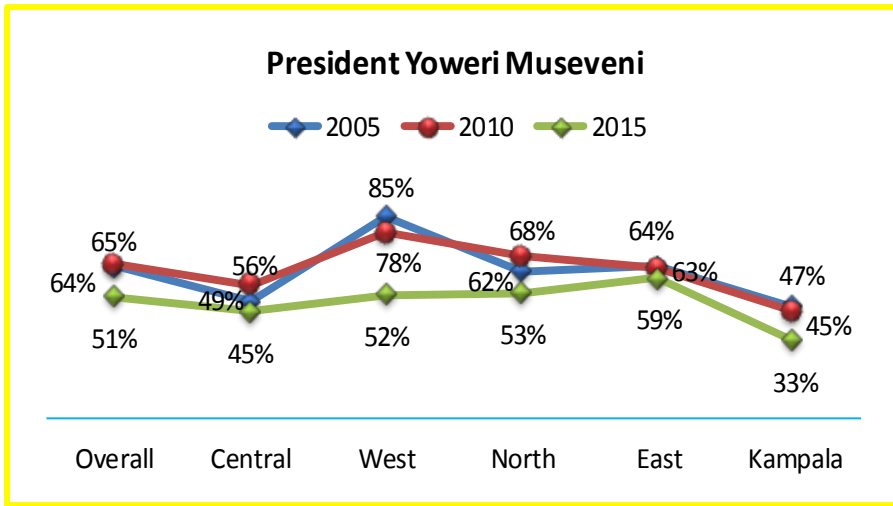
Do you believe that in Uganda political power can be changed peacefully from one president to another through election?



TRENDS: POST NOMINATIONS (2005, 2010 & 2015)

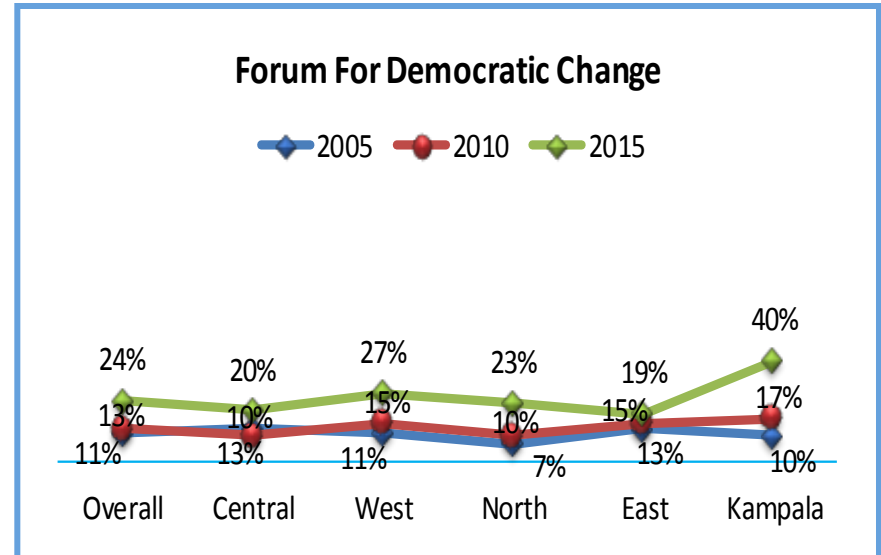
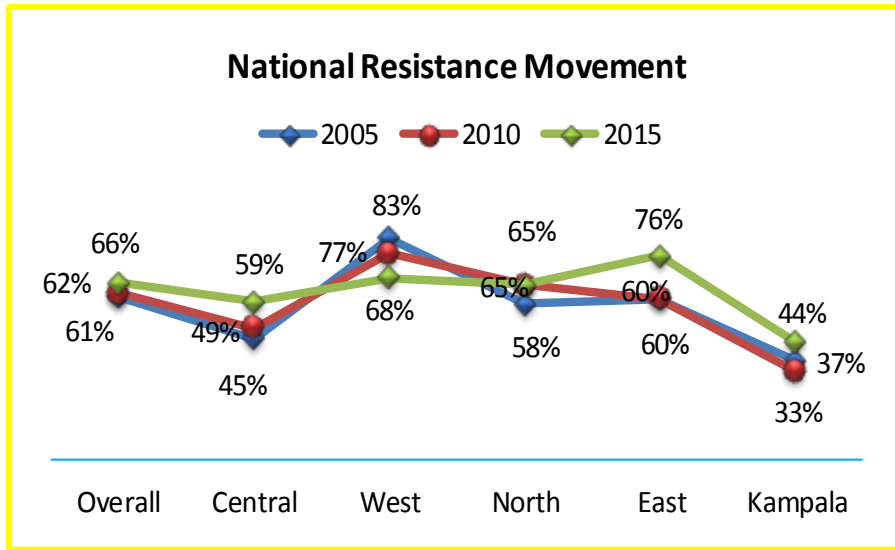


If presidential elections were held today and the candidates were Yoweri Museveni, Kizza Besigye, which candidate would you vote for?



Sources: 2005 and 2010 Afro-barometer Post Nomination Polls and 2015 RWI Post Nomination Poll

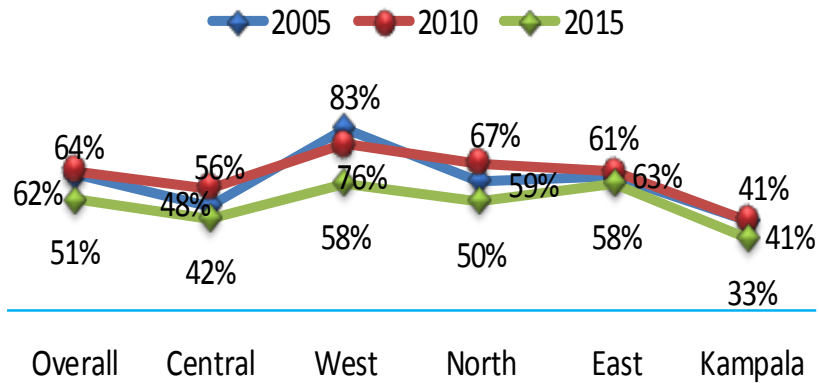
Which political party do you belong to?



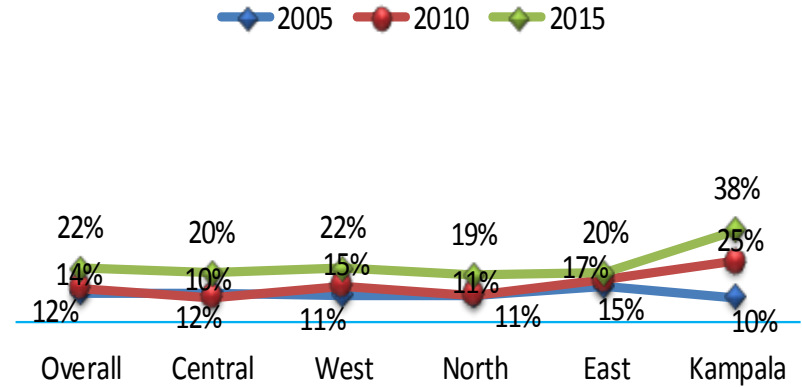
Sources: 2005 and 2010 Afro-barometer Post Nomination Polls and 2015 RWI Post Nomination Poll

If Elections were held today, which party's candidate would you vote for in the parliamentary Election

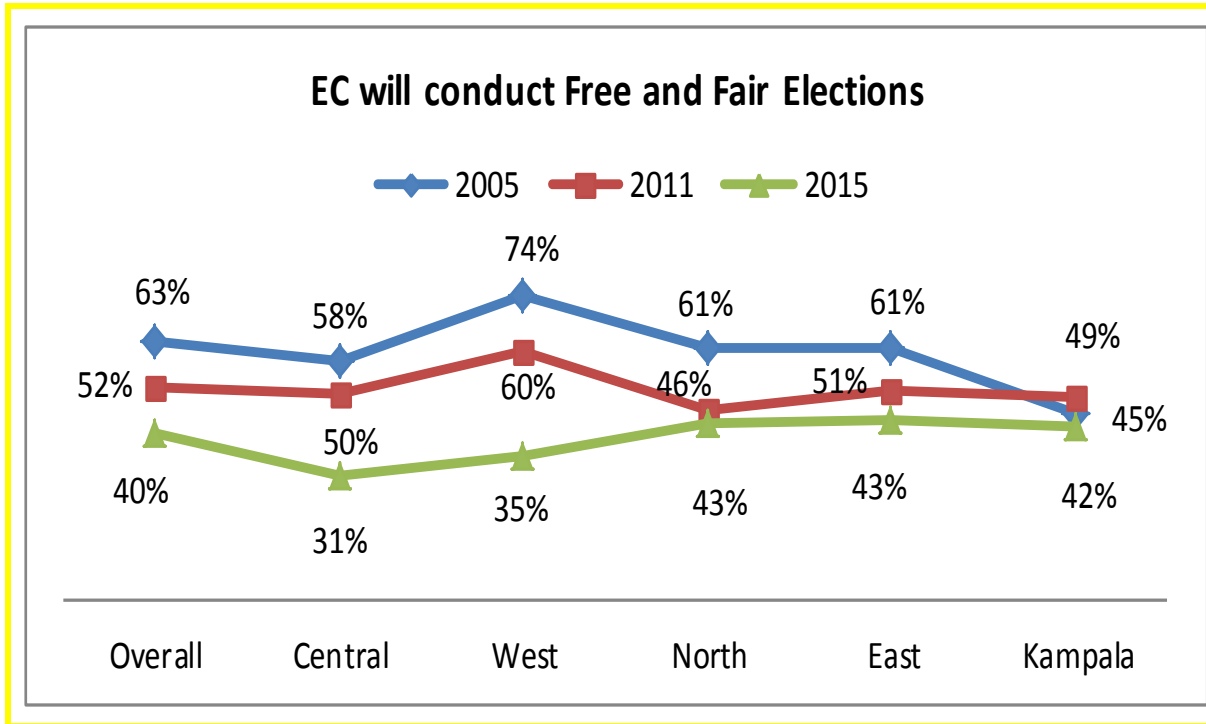
National Resistance Movement



Forum For Democratic Change



Sources: 2005 and 2010 Afro-barometer Post Nomination Polls and 2015 RWI Post Nomination Poll



Sources: 2005 and 2010 Afro-barometer Post Nomination Polls and 2015 RWI Post Nomination Poll

Who do you think sent us to do this poll?

	Overall	Kizza Besigye	Yoweri Museveni	Amama Mbabazi	None of them	I don't know	No comment	Undecided
Base	2685	870	1371	318	13	19	61	33
Government	47%	42%	51%	48%	38%	47%	38%	45%
RWI Company	12%	17%	8%	8%	23%	32%	11%	6%
NGO/Civil Society Organizations	6%	8%	5%	4%	15%	-	5%	-
NTV	1%	1%	1%	1%	-	-	2%	-
An opposition Candidate	2%	3%	1%	3%	-	5%	-	3%
Don't know	33%	29%	34%	34%	23%	16%	44%	45%

NOTE:

By the TIME this poll was conducted,

President Yoweri Kaguta Museveni had campaigned in 57 districts

Dr. Kizza Besigye in 31 Districts, and

Hon. Amama Mbabazi in 12 Districts

THANK YOU

For more information please contact:

Research World International Ltd

2nd Floor, Fame House - Ntinda

P.O. Box 34148, Kampala Uganda

T: +256-776-642764 / +256-790-912641

Email: info@researchworld-int.net

Website: www.researchworldint.net